

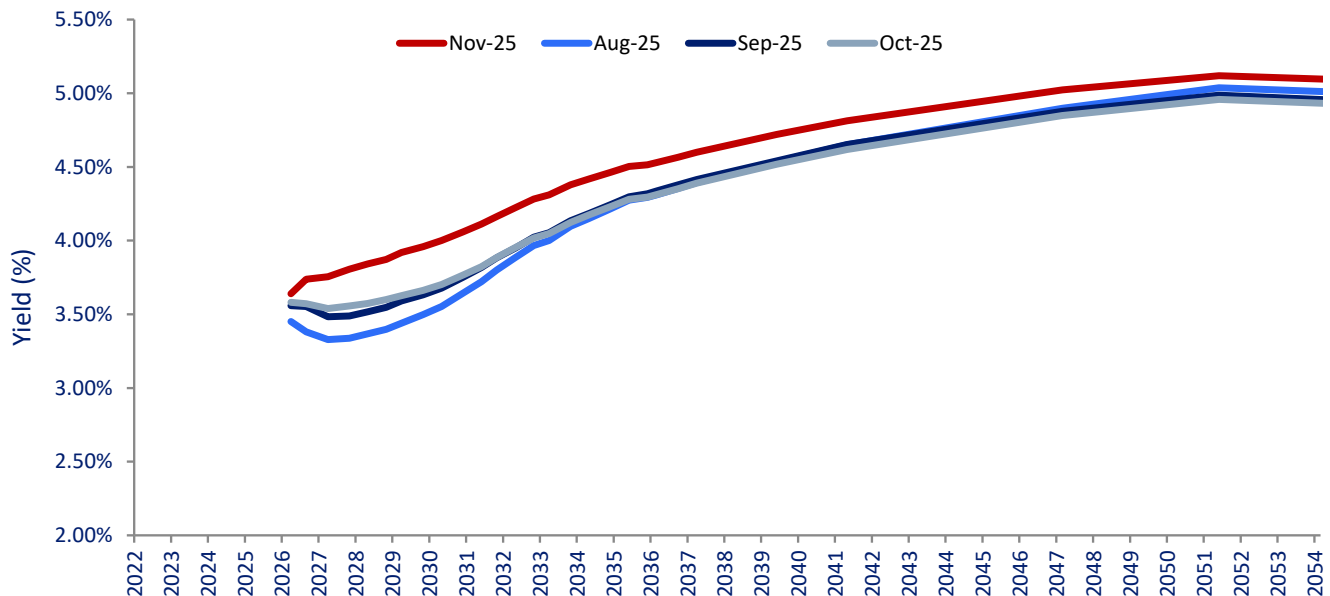


Bonds: Exchange-traded Australian government bonds

Australian government bonds summary - November 2025



Exchange-traded treasury bonds YTMs



Exchange-traded treasury bond series

ASX code	Coupon	Maturity	YTM as at month end	Mvt from previous month	Mthly traded nom. value (\$'000)	Mthly traded vol (units)	No. of trades in month	Ave parcel size (units)	Total CDIs issued
GSBG26	4.25%	21-Apr-26	3.64%	0.06%	\$ 2,807.4	27,903	54	517	520,550
GSBQ26	0.50%	21-Sep-26	3.74%	0.17%	\$ 2,297.4	23,507	11	2,137	135,450
GSBG27	4.75%	21-Apr-27	3.75%	0.22%	\$ 8,351.3	81,851	118	694	631,220
GSBU27	2.75%	21-Nov-27	3.81%	0.25%	\$ 1,035.2	10,505	18	584	205,000
GSBI28	2.25%	21-May-28	3.84%	0.27%	\$ 889.4	9,156	27	339	82,330
GSBU28	2.75%	21-Nov-28	3.87%	0.27%	\$ 1,934.4	19,868	36	552	144,660
GSBG29	3.25%	21-Apr-29	3.92%	0.29%	\$ 1,236.5	12,520	78	161	550,200
GSBU29	2.75%	21-Nov-29	3.96%	0.30%	\$ 225.7	2,348	45	52	85,000
GSBI30	2.50%	21-May-30	4.00%	0.30%	\$ 924.1	9,816	11	892	24,200
GSBW30	1.00%	21-Dec-30	4.06%	0.29%	\$ 26.1	299	9	33	115,000
GSBK31	1.50%	21-Jun-31	4.11%	0.29%	\$ -	-	0		64,000
GSBU31	1.00%	21-Nov-31	4.16%	0.28%	\$ 1,285.8	15,355	23	668	105,000
GSBI32	1.25%	21-May-32	4.22%	0.27%	\$ 645.7	7,711	12	45	67,270
GSBU32	1.75%	21-Nov-32	4.28%	0.26%	\$ 5,191.5	60,629	171	5,052	930,000
GSBG33	4.50%	21-Apr-33	4.31%	0.26%	\$ 11,891.7	116,077	264	440	2,010,000
GSBU33	3.00%	21-Nov-33	4.38%	0.26%	\$ 6,844.7	74,414	249	299	1,018,030
GSBI34	3.75%	21-May-34	4.42%	0.24%	\$ 6,943.4	72,083	220	328	980,000
GSBW34	3.50%	21-Dec-34	4.46%	0.23%	\$ 10.1	105	2	53	32,500
GSBK35	2.75%	21-Jun-35	4.50%	0.22%	\$ 9,388.3	106,209	239	444	1,125,000
GSBW35	4.25%	21-Dec-35	4.51%	0.22%	\$ 949.2	9,412	11	856	96,900
GSBE36	4.25%	21-Mar-36	4.53%	0.22%	\$ 16,375.5	164,863	271	608	595,000
GSBS36	4.25%	21-Oct-36	4.57%	0.21%	\$ 440.5	4,437	16	277	10,000
GSBG37	3.75%	21-Apr-37	4.60%	0.21%	\$ 4,163.5	44,356	152	292	588,230
GSBK39	3.25%	21-Jun-39	4.72%	0.20%	\$ 781.7	8,885	50	178	141,950
GSBI41	2.75%	21-May-41	4.81%	0.19%	\$ 98.7	1,262	26	49	112,000
GSBE47	3.00%	21-Mar-47	5.02%	0.17%	\$ 1,129.1	14,985	53	283	530,930
GSBK51	1.75%	21-Jun-51	5.12%	0.16%	\$ 575.5	10,682	64	167	659,400
GSBK54	4.75%	21-Jun-54	5.09%	0.16%	\$ 33,244.4	338,841	701	483	2,995,000
Total					\$ 119,687.0	1,248,079	2,931		14,554,820

Information provided does not constitute financial product advice. You should obtain independent advice from an Australian financial services licensee before making any financial decisions. Although ASX Limited ABN 98 008 624 691 and its related bodies corporate ("ASX") has made every effort to ensure the accuracy of the information as at the date of publication, ASX does not give any warranty or representation as to the accuracy, reliability or completeness of the information. To the extent permitted by law, ASX and its employees, officers and contractors shall not be liable for any loss or damage arising in any way (including by way of negligence) from or in connection with any information provided or omitted or from any one acting or refraining to act in reliance on this information.

© Copyright 2025 ASX Operations Pty Limited ABN 42 004 523 782. All rights reserved 2025.

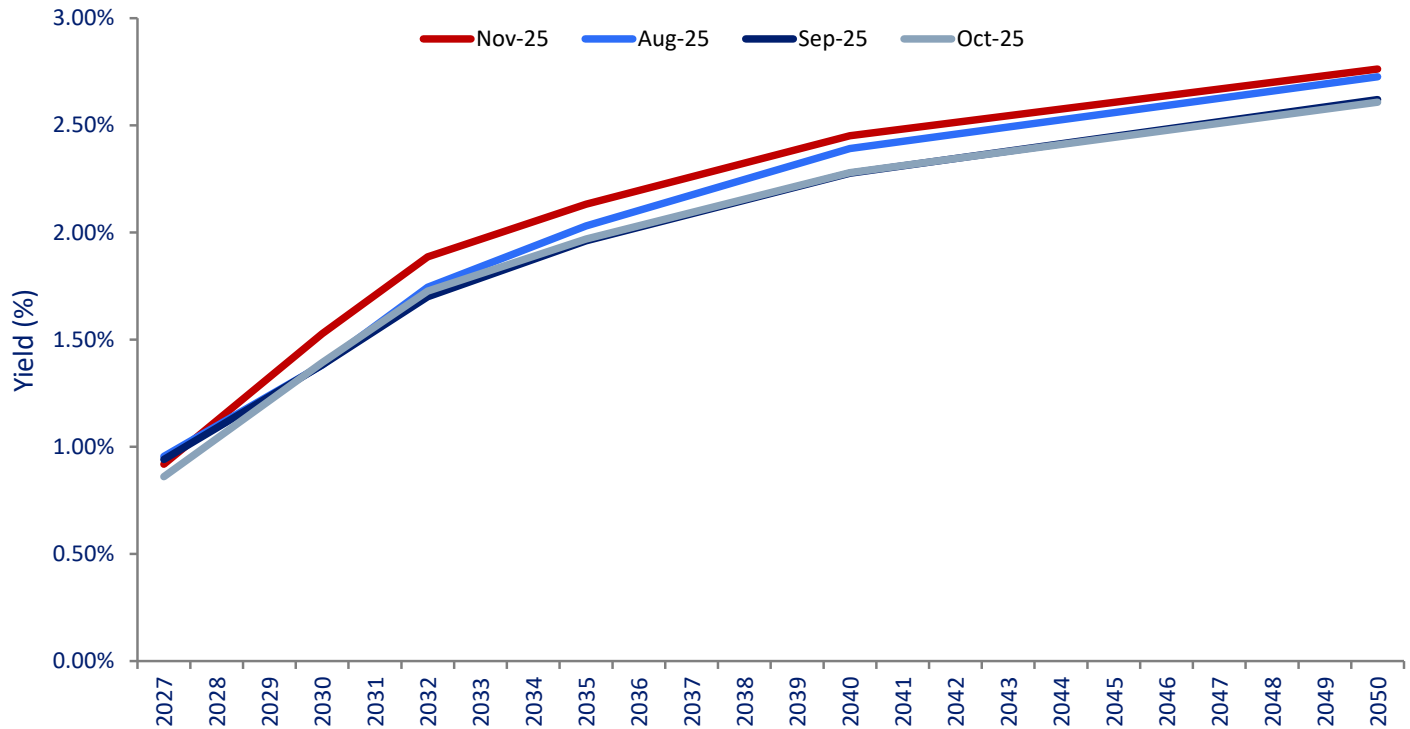


Bonds: Exchange-traded Australian government bonds

Australian government bonds summary - November 2025



Exchange-traded treasury indexed bonds YTM



Exchange-traded treasury indexed bonds series

ASX code	Coupon	Maturity	YTM as at month end	Mvt from previous month	Mthly traded nom. value (\$'000)	Mthly traded vol (units)	No. of trades in month	Ave parcel size (units)	Total CDIs issued
GSIU27	0.75%	21-Nov-27	0.92%	0.06%	\$ 1,465.7	11,452	29	426	450,000
GSIQ30	2.50%	20-Sep-30	1.53%	0.13%	\$ 774.4	4,939	45	395	185,820
GSIU32	0.25%	21-Nov-32	1.89%	0.16%	\$ 618.8	5,741	10	110	90,000
GSIO35	2.00%	21-Aug-35	2.13%	0.16%	\$ 1,617.7	11,697	63	574	171,870
GSIO40	1.25%	21-Aug-40	2.45%	0.17%	\$ 700.0	6,076	21	186	89,140
GSIC50	1.00%	21-Feb-50	2.76%	0.15%	\$ 1,022.1	11,482	33	289	181,370
Total					\$ 6,198.6	51,387	201		1,168,200

Information provided does not constitute financial product advice. You should obtain independent advice from an Australian financial services licensee before making any financial decisions. Although ASX Limited ABN 98 008 624 691 and its related bodies corporate ("ASX") has made every effort to ensure the accuracy of the information as at the date of publication, ASX does not give any warranty or representation as to the accuracy, reliability or completeness of the information. To the extent permitted by law, ASX and its employees, officers and contractors shall not be liable for any loss or damage arising in any way (including by way of negligence) from or in connection with any information provided or omitted or from any one acting or refraining to act in reliance on this information.

© Copyright 2025 ASX Operations Pty Limited ABN 42 004 523 782. All rights reserved 2025

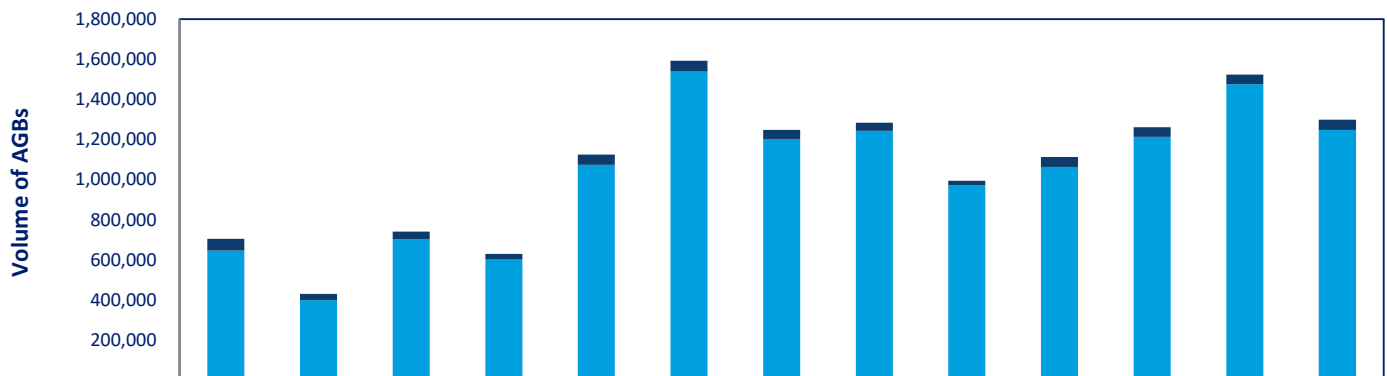


Bonds: Exchange-traded Australian government bonds

Australian government bonds summary - November 2025

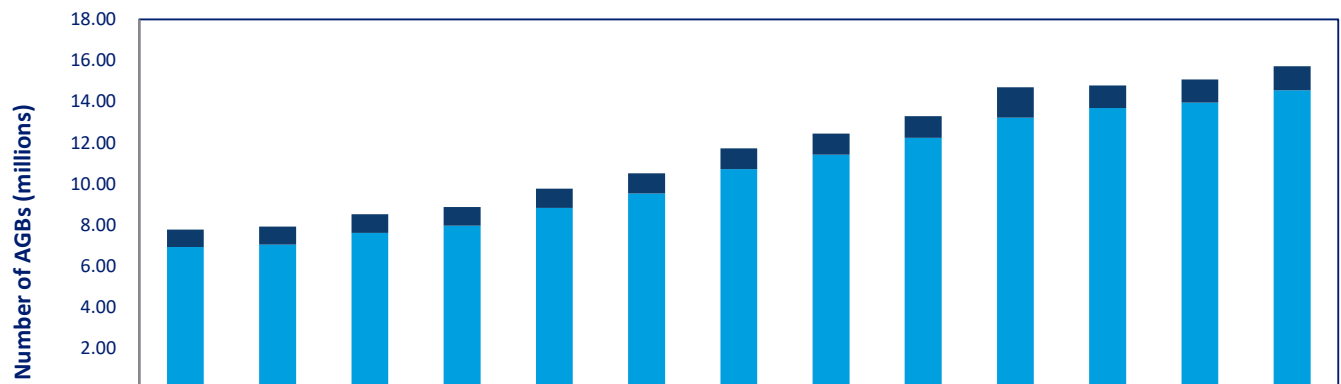
ASX

AGB monthly traded volume



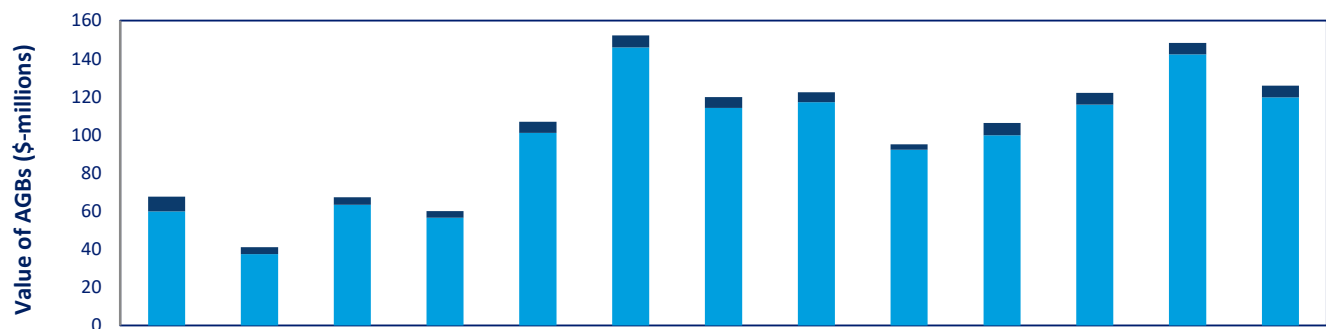
	Nov-24	Dec-24	Jan-25	Feb-25	Mar-25	Apr-25	May-25	Jun-25	Jul-25	Aug-25	Sep-25	Oct-25	Nov-25
Treasury indexed bonds	58,520	30,124	37,684	28,127	51,321	52,607	44,560	40,367	23,763	49,506	47,493	48,609	51,387
Treasury bonds	647,061	400,874	704,342	602,368	1,073,663	1,539,471	1,202,970	1,243,486	971,899	1,063,801	1,213,719	1,475,434	1,248,079

Total number of AGBs on issue



	Nov-24	Dec-24	Jan-25	Feb-25	Mar-25	Apr-25	May-25	Jun-25	Jul-25	Aug-25	Sep-25	Oct-25	Nov-25
Treasury indexed bonds	0.85130	0.87230	0.90630	0.90930	0.9393	0.9714	1.0024	1.0264	1.0494	1.48317	1.1034	1.1274	1.1682
Treasury bonds	6.926	7.051	7.613	7.968	8.837	9.542	10.722	11.424	12.247	13.223	13.688	13.952	14.555

AGB monthly traded value



	Nov-24	Dec-24	Jan-25	Feb-25	Mar-25	Apr-25	May-25	Jun-25	Jul-25	Aug-25	Sep-25	Oct-25	Nov-25
Treasury indexed bonds	\$7.72	\$3.64	\$4.00	\$3.43	\$5.94	\$6.28	\$5.60	\$5.20	\$2.86	\$6.41	\$6.20	\$5.98	\$6.20
Treasury bonds	\$59.88	\$37.47	\$63.29	\$56.58	\$101.03	\$145.90	\$114.20	\$117.18	\$92.19	\$99.85	\$115.87	\$142.29	\$119.69

Information provided does not constitute financial product advice. You should obtain independent advice from an Australian financial services licensee before making any financial decisions. Although ASX Limited ABN 98 008 624 691 and its related bodies corporate ("ASX") has made every effort to ensure the accuracy of the information as at the date of publication, ASX does not give any warranty or representation as to the accuracy, reliability or completeness of the information. To the extent permitted by law, ASX and its employees, officers and contractors shall not be liable for any loss or damage arising in any way (including by way of negligence) from or in connection with any information provided or omitted or from any one acting or refraining to act in reliance on this information.

© Copyright 2025 ASX Operations Pty Limited ABN 42 004 523 782. All rights reserved 2025.