



# Hybrids:

Monthly update - April 2026



Month: Apr-26

Trading days: 20

Period ending: Thursday, 30 April 2026

## Snapshot by category

Australian segment bond segment	Number listed	Market cap (\$m)	Trades total (#)	Trades per day (#)	Volume (#)	Value (\$m)
Convertible preference shares and capital notes	44	40,791	59,924	2,996	6,195,503	625.5
Convertible bonds	7	319	257	13	1,081,041	3.8
Hybrid securities	0	0	0	0	0	0.0
<b>Total</b>	<b>51</b>	<b>41,109</b>	<b>60,181</b>	<b>3,009</b>	<b>7,276,544</b>	<b>629.3</b>

## Recent listings

Entity	ASX code	Size (\$m)	Type	Listing date	Issue price	Maturity / Conv / Reset	Interest rate / Dividend	Distribution frequency	Last price
Latitude Group Holdings Limited	LFSPB	134.6	Convertible Preference Shares and Capital Nc	29-Apr-2026	\$100.00	N/A	8.52%	Qtrly	\$100.50
Macquarie Group Limited	MQGPG	1,500.0	Convertible Preference Shares and Capital Nc	17-Sep-2024	\$100.00	15-Dec-2031	6.82%	Qtrly	\$103.00
National Australia Bank Limited	NABPK	1,000.0	Convertible Preference Shares and Capital Nc	07-Jun-2024	\$100.00	17-Mar-2032	6.78%	Qtrly	\$103.95
Suncorp Group Limited	SUNPJ	360.0	Convertible Preference Shares and Capital Nc	15-May-2024	\$100.00	17-Jun-2030	6.98%	Qtrly	\$102.15
Insurance Australia Group Limited	IAGPF	350.0	Convertible Preference Shares and Capital Nc	27-Mar-2024	\$100.00	15-Dec-2030	7.37%	Qtrly	\$104.13
Bendigo and Adelaide Bank Limited	BENPI	300.0	Convertible Preference Shares and Capital Nc	26-Mar-2024	\$100.00	13-Dec-2030	7.38%	Qtrly	\$104.76
Australia and New Zealand Banking Group Limited	AN3PL	1,700.0	Convertible Preference Shares and Capital Nc	21-Mar-2024	\$100.00	20-Mar-2031	7.19%	Qtrly	\$104.60
Westpac Banking Corporation	WBCPM	1,750.0	Convertible Preference Shares and Capital Nc	19-Dec-2023	\$100.00	22-Sep-2031	7.41%	Qtrly	\$105.40
Judo Capital Holdings Limited	JDOPA	75.0	Convertible Preference Shares and Capital Nc	17-Nov-2023	\$100.00	16-Feb-2029	10.30%	Qtrly	\$113.50
National Australia Bank Limited	NABPJ	1,250.0	Convertible Preference Shares and Capital Nc	15-Sep-2023	\$100.00	17-Sep-2030	6.98%	Qtrly	\$103.25
Commonwealth Bank of Australia	CBAPM	1,550.0	Convertible Preference Shares and Capital Nc	13-Jun-2023	\$100.00	17-Jun-2030	7.17%	Qtrly	\$105.05
Challenger Limited	CGFPD	350.0	Convertible Preference Shares and Capital Nc	06-Apr-2023	\$100.00	25-May-2029	7.59%	Qtrly	\$103.89
Australia and New Zealand Banking Group Limited	AN3PK	1,500.0	Convertible Preference Shares and Capital Nc	27-Mar-2023	\$100.00	20-Mar-2030	7.04%	Qtrly	\$102.85

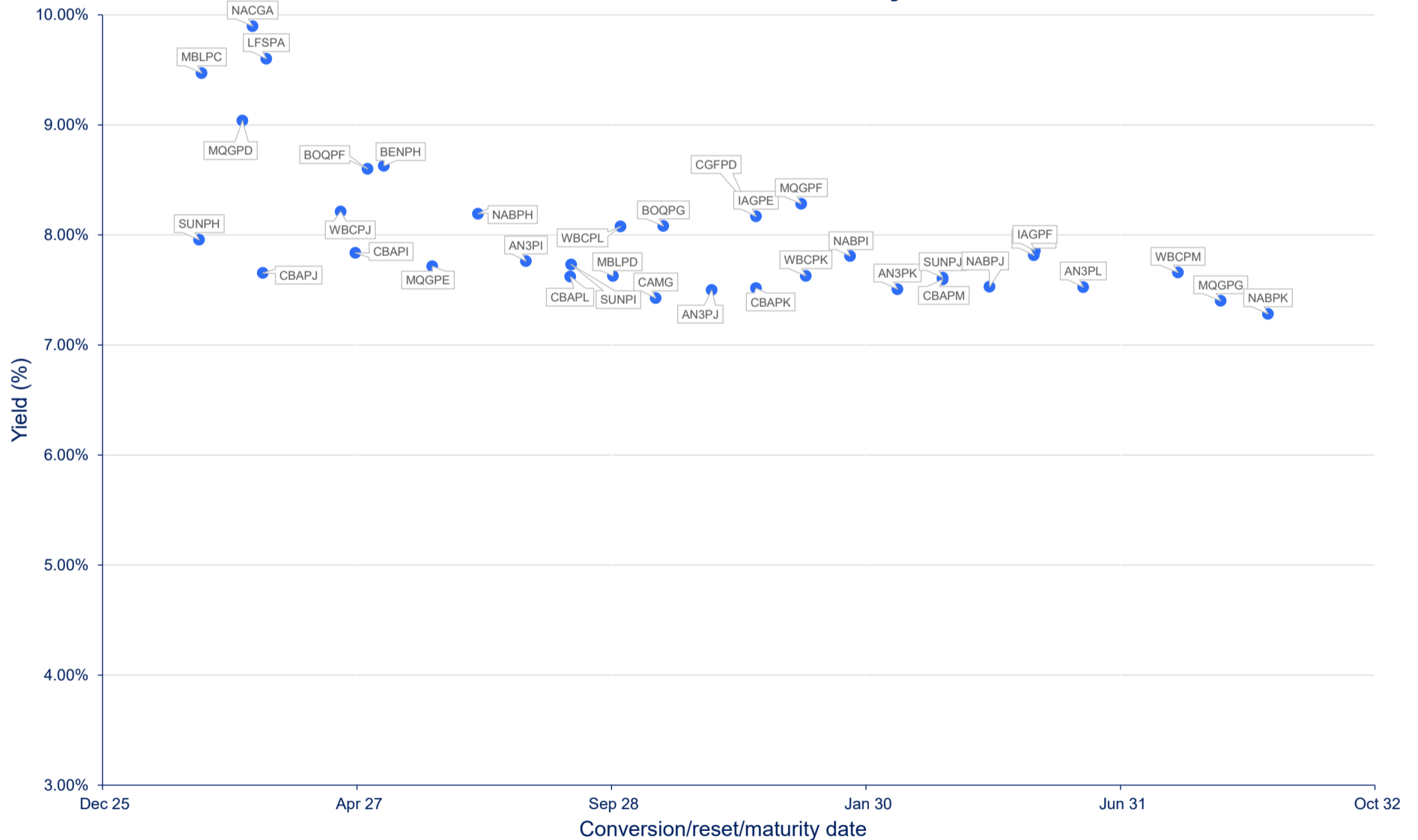
\*BBSW = Bank Bill Swap Rate

† As of the date of this report this security has not traded, the Last Price reflects the Issue Price

## Most actively traded securities by value

ASX code	Security type	Value (\$)	Value (%)	Volume	Volume (%)
NABPH	Convertible Preference Shares and Capital Notes	39,931,743	6.35%	387,471	5.32%
AN3PI	Convertible Preference Shares and Capital Notes	36,951,552	5.87%	361,070	4.96%
WBCPJ	Convertible Preference Shares and Capital Notes	32,203,663	5.12%	316,244	4.35%
WBCPM	Convertible Preference Shares and Capital Notes	30,881,523	4.91%	293,756	4.04%
NABPF	Convertible Preference Shares and Capital Notes	28,223,744	4.48%	281,025	3.86%
<b>Total Top 5</b>		<b>168,192,226.26</b>	<b>26.73%</b>	<b>1,639,566</b>	<b>22.53%</b>

## Yield versus conversion/reset/maturity date






# Hybrids:

Monthly update - April 2026

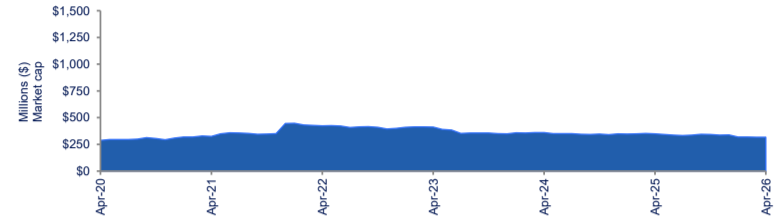


## Performance and trading activity breakdown by category

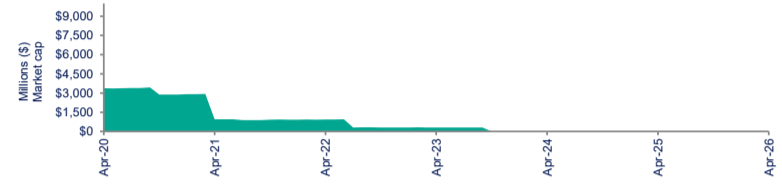
Convertible preference shares and capital notes	Last 12 months			Last month	
	Apr-25	Apr-26	% change	Mar-26	% change
Market cap (\$m)	42,859.2	40,790.6	-4.8%	40,694.5	0.2%
Number listed (actual)	45	44	-2.2%	43	2.3%
Monthly volume	6,655,561	6,195,503	-6.9%	5,961,067	3.9%
Monthly trades	41,386	59,924	44.8%	48,924	22.5%
Monthly value (\$m)	682.8	625.5	-8.4%	608.6	2.8%



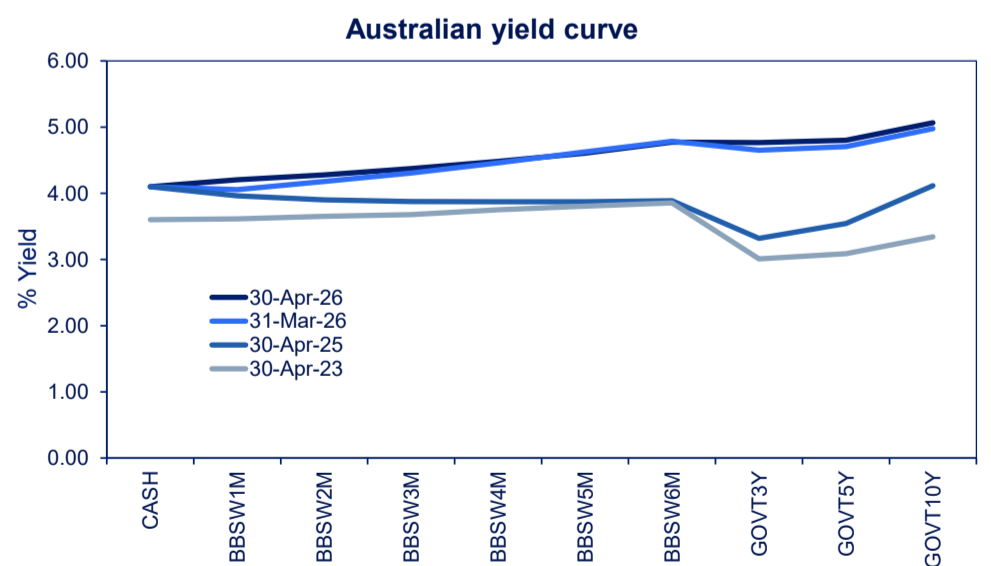
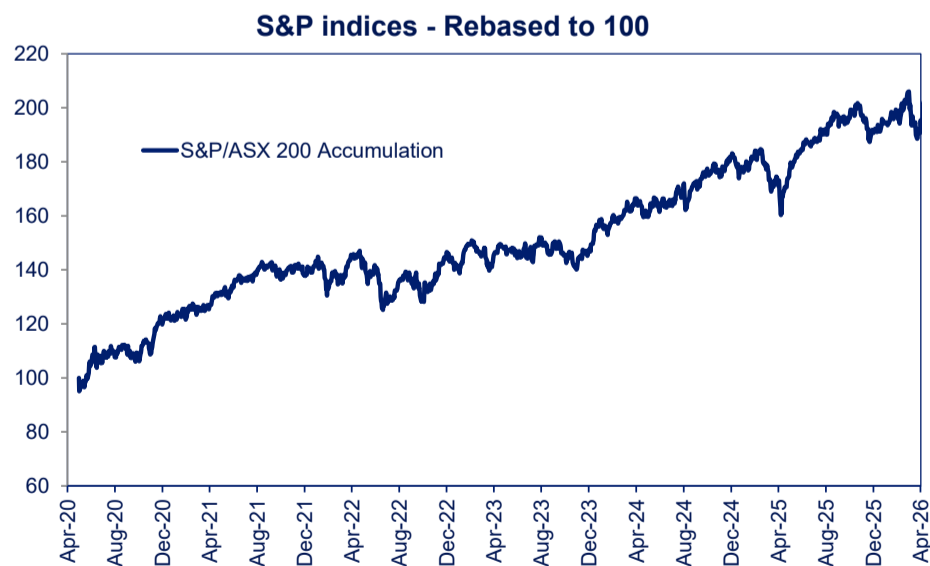
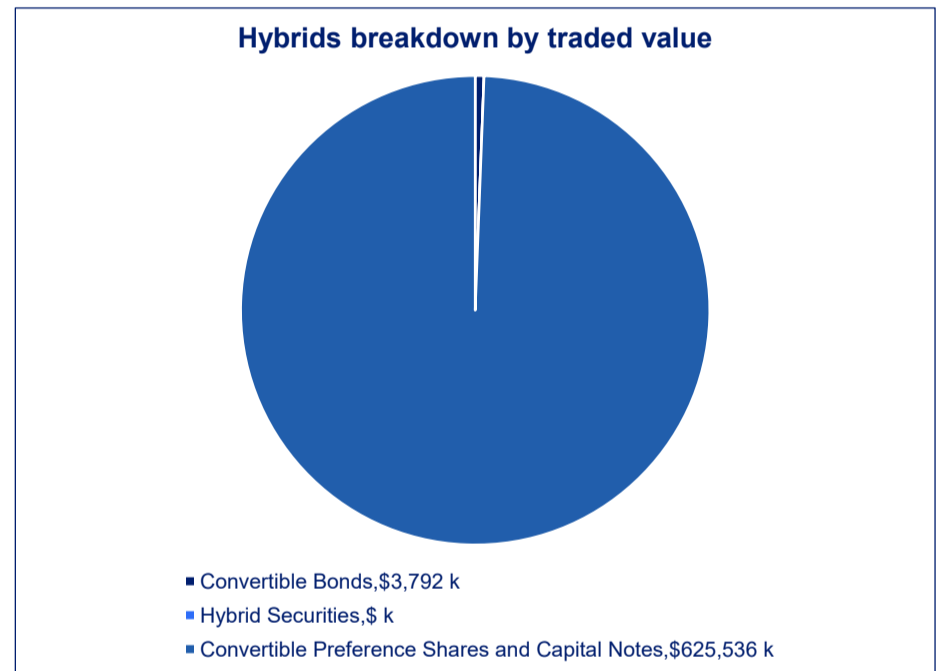
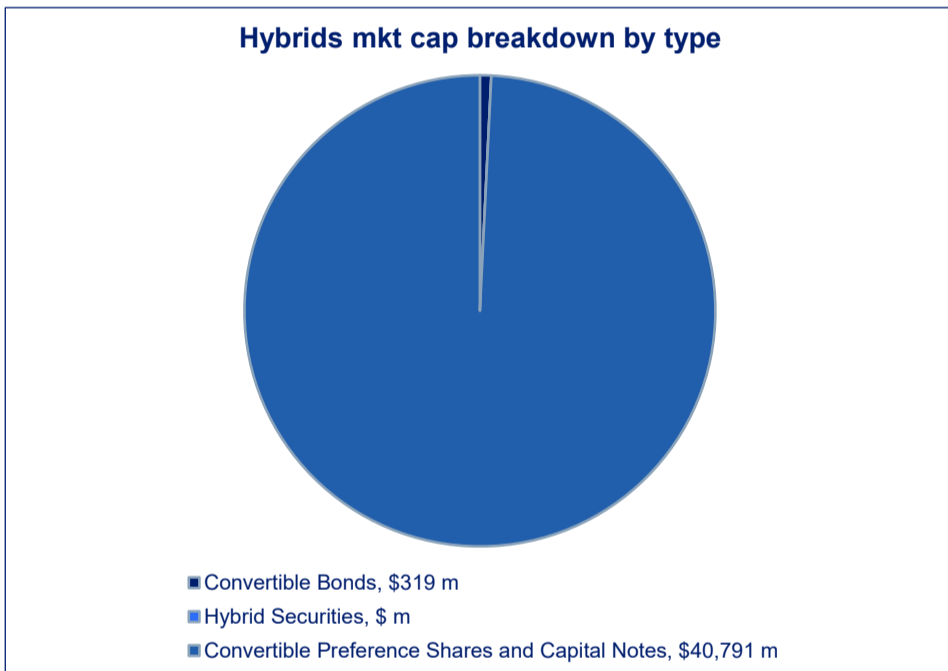
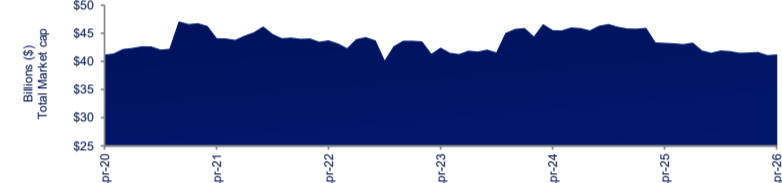
Convertible bonds	Last 12 months			Last month	
	Apr-25	Apr-26	% change	Mar-26	% change
Market cap (\$m)	343.4	318.7	-7.2%	317.1	0.5%
Number listed (actual)	8	7	-12.5%	7	0.0%
Monthly volume	752,010	1,081,041	43.8%	1,617,848	-33.2%
Monthly trades	377	257	-31.8%	286	-10.1%
Month value (\$m)	3.3	3.8	14.0%	3.6	4.0%



Hybrid securities	Last 12 months			Last month	
	Apr-25	Apr-26	% change	Mar-26	% change
Market cap (\$m)	-	-	n/a	-	n/a
Number listed (actual)	-	-	n/a	-	n/a
Monthly volume	-	-	n/a	-	n/a
Monthly trades	-	-	n/a	-	n/a
Monthly value (\$m)	-	-	n/a	-	n/a



Total hybrid market	Last 12 months			Last month	
	Apr-25	Apr-26	% change	Mar-26	% change
Market cap (\$m)	43,202.6	41,109.3	-4.8%	41,011.5	0.2%
Number listed (actual)	53	51	-3.8%	50	2.0%
Monthly volume	7,407,571	7,276,544	-1.8%	7,578,915	-4.0%
Monthly trades	41,763	60,181	44.1%	49,210	22.3%
Monthly value (\$m)	686.1	629.3	-8.3%	612.2	2.8%





# Spotlight on hybrids:

Monthly update - April 2026



ASX profiles			Detail							Activity					Prices				Returns		
ASX code	Issuer	Description	ASX listed date	Maturity / Conv / Reset	Coupon <sup>2</sup>	Payment frequency	Payment rank	Issuer type	Announced Ex-date	Announced payment date	Mkt cap (\$m)	Traded value (\$)	Traded volume	Number of trades	Monthly liquidity % <sup>3</sup>	Last *	Year high	Year low	Yield (%) <sup>1</sup>	1 month price return	1 year price return
<b>Convertible bonds</b>																					
CAMG	Clime Capital Limited	Convert Bond 6.50% 30-11-28 Mth Red	08-Dec-17	30-Nov-28	6.50%	Qtrly	Sr Unsecured	Financial Services	01-May-26	14-May-26	\$ 38.80	\$ 900,264.53	910,307	60	2.32%	0.99	1.02	0.99	7.43%	0.00%	-1.00%
ECPGA	ECP Emerging Growth Limited	Convert Bond 6.50% 11-04-27 Qly Sub Red T-4-24	19-Apr-22	11-Apr-27	5.50%	Qtrly	Sr Unsecured	Financial Services			\$ 10.67	\$ 63,051.00	44,965	2	0.59%	1.41	1.47	1.40	n/a	-0.35%	-1.40%
FSIGA	Flagship Investments Limited	Convert Bond 6.50% 01-10-26 Qly Red	04-Oct-21	01-Oct-26	5.50%	Qtrly	Sr Unsecured	Financial Services			\$ 19.85	\$ 250,061.84	93,652	9	1.26%	2.68	2.75	2.60	n/a	-0.37%	2.68%
GFLGA	Global Masters Fund Limited	Convert Bond 5.5% 24-11-26 Qly Red Step T-11-24	29-Nov-21	24-Nov-26	5.50%	Qtrly	Sr Unsecured	Funds & Trusts			\$ 9.78	\$ -	-	-	0.00%	3.67	3.75	3.65	n/a	0.00%	1.92%
NACGA	Naos Ex-50 Opportunities Company Limited	Convert Bond 6.50% 30-09-27 Semi Red Step T-09-26	20-Nov-20	30-Sep-26	6.50%	S/A	Sr Unsecured	Financial Services			\$ 17.15	\$ -	-	-	0.00%	98.00	98.35	88.20	9.90%	0.00%	10.36%
NCCGA	Naos Emerging Opportunities Company Limited	Convert Bond 4.50% 30-09-28 Semi Non-Cum Red Step	20-Apr-21	30-Sep-28	4.50%	S/A	Sr Unsecured	Financial Services			\$ 20.13	\$ 18,462.50	211	3	0.09%	87.50	89.50	79.10	12.69%	2.82%	9.10%
NFNG	Nufarm Finance (NZ) Limited	Convert Bond 6-Bbsw+3.90% Perp Sub Non-Cum Exh Stp	27-Nov-06	N/A	8.62%	S/A	Jr Subordinated	Chemicals	06-Oct-26	15-Oct-26	\$ 202.31	\$ 2,559,967.95	31,906	183	1.27%	80.60	93.25	77.00	10.99%	2.03%	-12.30%
<b>Hybrid securities</b>																					
<b>Converting preference shares and capital notes</b>																					
AN3PI	Australia and New Zealand Banking Group Lim	Cap Note 3-Bbsw+3.00 Perp Non-Cum Red T-03-28	21-Dec-22	20-Mar-28	7.29%	Qtrly	Jr Subordinated	Banks	09-Jun-26	22-Jun-26	\$ 1,541.25	\$ 36,951,552.11	361,070	3,298	2.40%	102.75	105.24	101.76	7.76%	0.51%	-0.38%
AN3PJ	Australia and New Zealand Banking Group Lim	Cap Note 3-Bbsw+2.70% Perp Non-Cum Red T-03-29	21-Dec-22	20-Mar-29	6.99%	Qtrly	Jr Subordinated	Banks	09-Jun-26	22-Jun-26	\$ 1,339.74	\$ 26,985,263.50	264,336	3,158	2.01%	102.27	104.88	101.07	7.50%	0.14%	-0.13%
AN3PK	Australia and New Zealand Banking Group Lim	Cap Note 3-Bbsw+2.75% Perp Non-Cum Red T-03-30	27-Mar-23	20-Mar-30	7.04%	Qtrly	Jr Subordinated	Banks	09-Jun-26	22-Jun-26	\$ 1,542.75	\$ 22,143,637.84	215,500	2,523	1.44%	102.85	105.89	101.50	7.51%	-0.15%	-0.24%
AN3PL	Australia and New Zealand Banking Group Lim	Cap Note 3-Bbsw+2.90% Perp Non-Cum Red T-03-31	21-Mar-24	20-Mar-31	7.19%	Qtrly	Jr Subordinated	Banks	09-Jun-26	22-Jun-26	\$ 1,778.20	\$ 18,769,917.07	180,227	2,307	1.06%	104.60	106.51	102.29	7.53%	0.68%	0.80%
AYUPA	Australian Unity Limited	Mci Cap Note 5.00% Perp Semi Non-Cum	04-Jan-21	N/A	5.00%	S/A	Preferred	Managed Care			\$ 503.93	\$ 19,515,397.15	293,047	925	3.87%	65.50	89.00	62.50	7.63%	-5.42%	-22.95%
BENPH	Bendigo and Adelaide Bank Limited	Cap Note 3-Bbsw+3.80% Perp Non-Cum Red T-06-27	01-Dec-20	15-Jun-27	7.97%	Qtrly	Jr Subordinated	Banks	02-Jun-26	16-Jun-26	\$ 512.29	\$ 8,495,638.37	83,219	1,011	1.66%	101.96	105.39	101.40	8.63%	-0.12%	-1.54%
BENPI	Bendigo and Adelaide Bank Limited	Cap Note 3-Bbsw+3.20% Perp Non-Cum Red T-12-30	26-Mar-24	13-Dec-30	7.38%	Qtrly	Jr Subordinated	Banks	01-Jun-26	15-Jun-26	\$ 314.28	\$ 2,460,901.36	23,382	291	0.78%	104.76	107.00	102.31	7.82%	-0.46%	0.78%
BOQPF	Bank of Queensland Limited	Cap Note 3-Bbsw+3.80% Perp Non-Cum Red T-05-27	01-Dec-20	14-May-27	7.76%	Qtrly	Jr Subordinated	Banks			\$ 262.55	\$ 9,132,578.00	89,490	465	3.48%	100.98	104.44	100.48	8.60%	-1.52%	-1.83%
BOQPG	Bank of Queensland Limited	Cap Note 3-Bbsw+3.40% Perp Non-Cum Red T-12-28	15-Nov-22	15-Dec-28	7.57%	Qtrly	Jr Subordinated	Banks	27-May-26	15-Jun-26	\$ 415.12	\$ 4,756,450.30	46,012	427	1.15%	103.78	105.97	100.40	8.08%	0.45%	0.30%
CBAPI	Commonwealth Bank of Australia	Cap Note 3-Bbsw+3.00% Perp Non-Cum Red T-04-27	15-Nov-19	20-Apr-27	7.17%	Qtrly	Jr Subordinated	Banks	04-Jun-26	15-Jun-26	\$ 1,680.53	\$ 24,634,331.39	242,202	1,391	1.47%	101.85	105.00	100.75	7.84%	0.10%	-1.54%
CBAPJ	Commonwealth Bank of Australia	Cap Note 3-Bbsw+2.75% Perp Non-Cum Red T-10-26	06-Apr-21	20-Oct-26	6.92%	Qtrly	Jr Subordinated	Banks	04-Jun-26	15-Jun-26	\$ 1,191.33	\$ 12,593,343.60	124,820	1,611	1.06%	100.96	103.60	100.05	7.65%	0.05%	-0.77%
CBAPK	Commonwealth Bank of Australia	Cap Note 3-Bbsw+2.75% Perp Non-Cum Red T-06-29	01-Apr-22	15-Jun-29	6.92%	blo	Jr Subordinated	Banks	04-Jun-26	15-Jun-26	\$ 1,799.00	\$ 16,926,755.60	164,732	2,920	0.94%	102.80	106.50	101.53	7.52%	-0.55%	-1.25%
CBAPL	Commonwealth Bank of Australia	Cap Note 3-Bbsw+2.85% Perp Non-Cum Red T-06-28	16-Nov-22	15-Jun-28	7.02%	Qtrly	Jr Subordinated	Banks	04-Jun-26	15-Jun-26	\$ 1,825.37	\$ 25,964,350.72	253,495	2,894	1.42%	102.70	105.00	101.26	7.62%	0.49%	-0.28%
CBAPM	Commonwealth Bank of Australia	Cap Note 3-Bbsw+3.00% Perp Non-Cum Red T-06-30	13-Jun-23	17-Jun-30	7.17%	Qtrly	Jr Subordinated	Banks	04-Jun-26	15-Jun-26	\$ 1,628.28	\$ 25,086,222.29	239,390	2,387	1.54%	105.05	108.00	103.00	7.60%	0.34%	0.17%
CGFPC	Challenger Limited	Cap Note 3-Bbsw+4.60% Perp Non-Cum Red T-05-26	26-Nov-20	25-May-26	8.59%	Qtrly	Jr Subordinated	Life Insurance	14-May-26	25-May-26	\$ 388.66	\$ 8,126,004.25	80,695	491	2.09%	100.95	105.10	99.88	20.63%	0.46%	-2.74%
CGFPD	Challenger Limited	Cap Note 3-Bbsw+3.60% Perp Non-Cum Red T-05-29	06-Apr-23	25-May-29	7.59%	Qtrly	Jr Subordinated	Life Insurance	14-May-26	25-May-26	\$ 363.62	\$ 5,017,045.34	48,148	452	1.38%	103.89	107.47	103.00	8.30%	-1.24%	-1.29%
CINPA	Carlton Investments Limited	7% Cumulative Preference	15-Mar-86	N/A	7.00%	Annual	Preferred	Financial Services			\$ 0.19	\$ -	-	-	0.00%	2.30	2.33	2.30	n/a	0.00%	5.02%
GC1PA	Glennon Small Companies Limited	Crv Pref 6.80% 30-9-30 Semi Cum Exc Red Res T-3-21	07-Dec-20	30-Sep-30	5.60%	S/A	Subordinated	Financial Services			\$ 5.30	\$ 62,270.00	6,500	3	1.17%	10.00	10.85	9.20	14.69%	8.70%	-4.76%
IAGPE	Insurance Australia Group Limited	Cap Note 3-Bbsw+3.50% Perp Non-Cum Red T-06-29	23-Dec-22	15-Jun-29	7.67%	Qtrly	Jr Subordinated	Property & Casualty Insurance	02-Jun-26	15-Jun-26	\$ 519.55	\$ 6,201,577.81	59,539	891	1.19%	103.91	107.50	102.49	8.17%	-0.23%	0.01%
IAGPF	Insurance Australia Group Limited	Cap Note 3-Bbsw+3.20% Perp Non-Cum Red T-12-30	27-Mar-24	15-Dec-30	7.37%	Qtrly	Jr Subordinated	Property & Casualty Insurance	02-Jun-26	15-Jun-26	\$ 364.46	\$ 4,434,434.64	42,539	415	1.22%	104.13	106.98	102.09	7.86%	0.02%	-0.19%
JDOPA	Judo Capital Holdings Limited	Cap Note 3-Bbsw+6.50% Perp Non-Cum Red T-02-29	17-Nov-23	16-Feb-29	10.30%	Qtrly	Jr Subordinated	Banks	07-May-26	18-May-26	\$ 85.13	\$ 1,785,916.07	15,716	176	2.10%	113.50	116.50	109.59	n/a	0.18%	1.78%
LFSPA	Latitude Group Holdings Limited	Cap Note 3-Bbsw+4.75% Perp Non-Cum Red T-10-26	29-Sep-21	27-Oct-26	9.12%	Qtrly	Subordinated	Life Insurance	16-Jul-26	27-Jul-26	\$ 75.47	\$ 2,269,015.16	22,675	187	3.01%	100.72	102.25	96.00	9.60%	0.32%	4.48%
LFSPB	Latitude Group Holdings Limited	Cap Note 3-Bbsw+4.15% Perp Cum Red T-04-31	29-Apr-26	N/A	8.52%	Qtrly	Subordinated	Life Insurance	17-Jul-26	28-Jul-26	\$ 135.32	\$ 698,206.74	6,894	27	0.52%	100.50	102.15	100.50	8.84%	n/a	n/a
MBLPC	Macquarie Bank Limited	Cap Note 3-Bbsw+4.70% Perp Non-Cum Red T-06-26	03-Jun-20	22-Jun-26	9.01%	Qtrly	Jr Subordinated	Banks			\$ 656.80	\$ 6,696,874.84	65,495	764	1.02%	102.46	104.84	100.22	9.47%	0.85%	0.15%
MBLPD	Macquarie Bank Limited	Cap Note 3-Bbsw+2.90% Perp Non-Cum Red T-09-28	30-Aug-21	07-Sep-28	6.98%	Qtrly	Jr Subordinated	Banks			\$ 677.05	\$ 12,691,655.59	124,147	828	1.87%	103.39	105.30	101.50	7.63%	1.24%	0.18%
MQGPD	Macquarie Group Limited	Cap Note 3-Bbsw+4.15% Perp Non-Cum Red T-09-26	28-Mar-19	10-Sep-26	8.22%	Qtrly	Jr Subordinated	Diversified Banks			\$ 918.17	\$ 18,548,912.99	183,528	1,987	2.02%	101.40	104.86	100.40	9.04%	0.65%	-2.19%
MQGPE	Macquarie Group Limited	Cap Note 3-Bbsw+2.90% Perp Non-Cum Red T-09-27	18-Mar-21	18-Sep-27	7.16%	Qtrly	Jr Subordinated	Diversified Banks			\$ 740.60	\$ 11,395,667.73	111,969	800	1.54%	102.09	104.00	100.40	7.72%	0.69%	-0.40%
MQGPF	Macquarie Group Limited	Cap Note 3-Bbsw+3.70% Perp Non-Cum Red T-09-29	18-Jul-22	12-Sep-29	7.88%	Qtrly	Jr Subordinated	Diversified Banks			\$ 787.73	\$ 12,929,882.64	123,052	1,251	1.64%	105.03	108.75	104.06	8.28%	-0.49%	-1.75%
MQGPG	Macquarie Group Limited	Cap Note 3-Bbsw+2.65% Perp Non-Cum Red T-12-31	17-Sep-24	15-Dec-31	6.82%	Qtrly	Jr Subordinated	Diversified Banks			\$ 1,545.00	\$ 18,693,591.39	182,020	1,927	1.21%	103.00	105.51	100.88	7.40%	-0.16%	0.12%
NABPF	National Australia Bank Limited	Cap Note 3-Bbsw+4.00% Perp Non-Cum Red T-06-26	21-Mar-19	17-Jun-26	8.18%	Qtrly	Jr Subordinated	Banks	04-Jun-26	17-Jun-26	\$ 1,886.43	\$ 28,223,744.41	281,025	1,694	1.50%	100.66	103.91	99.95	11.42%	0.35%	-2.08%
NABPH	National Australia Bank Limited	Cap Note 3-Bbsw+3.50% Perp Non-Cum Red T-12-27	18-Dec-20	17-Dec-27	7.68%	Qtrly	Jr Subordinated	Banks	04-Jun-26	17-Jun-26	\$ 2,471.86	\$ 39,931,743.17	387,471	3,165	1.62%	103.60	105.11	102.01	8.19%	0.58%	-0.53%
NABPI	National Australia Bank Limited	Cap Note 3-Bbsw+3.15% Perp Non-Cum Red T-12-29	08-Jul-22	17-Dec-29	7.33%	Qtrly	Jr Subordinated	Banks	04-Jun-26	17-Jun-26	\$ 2,082.60	\$ 23,569,404.00	226,651	1,863	1.13%	104.13	106.68	102.85	7.81%	0.05%	-0.52%
NABPJ	National Australia Bank Limited	Cap Note 3-Bbsw+2.80% Perp Non-Cum Red T-09-30	15-Sep-23	17-Sep-30	6.98%	Qtrly	Jr Subordinated	Banks	04-Jun-26	17-Jun-26	\$ 1,290.63	\$ 23,941,109.51	231,913	3,108	1.86%	103.25	105.97	101.96	7.53%	-0.32%	-0.43%
NABPK	National Australia Bank Limited	Cap Note 3-Bbsw+2.60% Perp Non-Cum Red T-03-32	07-Jun-24	17-Mar-32	6.78%	Qtrly	Jr Subordinated	Banks	04-Jun-26	17-Jun-26	\$ 1,039.50	\$ 11,781,156.00	113,441	1,925	1.13%	103.95	108.53	101.45	7.28%	0.23%	-0.32%
RHCPA	Ramsay Health Care Limited	Trans Pref 6-Bbsw+ 4.85% Perp Sub Red T-10-10	24-May-05	N/A	9.58%	S/A	Preferred	Health Care Facilities & Services	29-Sep-26	20-Oct-26	\$ 277.26	\$ 3,487,801.78	33,010	324	1.26%	106.64	109.75	104.78	9.18%	-0.35%	-0.34%
SSLPA	Sietel Limited	5.0% Cumulative Preference	15-Mar-86	N/A	5.00%	Annual	Preferred	Financial Services			\$ 0.08	\$ -	-	-	0.00%	1.00	-	-	n/a	0.00%	0.00%
SUNPH	Suncorp Group Limited	Cap Note 3-Bbsw+3.00% Perp Non-Cum Red T-06-26	18-Dec-19	17-Jun-26	7.18%	Qtrly	Jr Subordinated	Property & Casualty Insurance	01-Jun-26	17-Jun-26	\$ 390.17	\$ 10,188,352.91	101,712	480	2.61%	100.30	102.56	99.84	7.96%	0.19%	-1.51%
SUNPI	Suncorp Group Limited	Cap Note 3-Bbsw+2.90% Perp Non-Cum Red T-06-28	24-Sep-21	17-Jun-28	7.08%	Qtrly	Jr Subordinated	Property & Casualty Insurance	01-Jun-26	17-Jun-26	\$ 412.61	\$ 6,642,499.79	65,111	638	1.61%	101.88	104.75	100.61	7.73%	0.20%	-0.43%
SUNPJ	Suncorp Group Limited	Cap Note 3-Bbsw+2.80% Perp Non-Cum Red T-06-30	15-May-24	17-Jun-30	6.98%	Qtrly	Jr Subordinated	Property & Casualty Insurance	01-Jun-26</												