



Hybrids:

Monthly update - May 2026



Month: May-26

Trading days: 21

Period ending: Friday, 29 May 2026

Snapshot by category

Australian segment bond segment	Number listed	Market cap (\$m)	Trades total (#)	Trades per day (#)	Volume (#)	Value (\$m)
Convertible preference shares and capital notes	43	40,646	76,175	3,627	6,690,984	678.5
Convertible bonds	7	325	352	17	1,037,935	4.2
Hybrid securities	0	0	0	0	0	0.0
Total	50	40,970	76,527	3,644	7,728,919	682.7

Recent listings

Entity	ASX code	Size (\$m)	Type	Listing date	Issue price	Maturity / Conv / Reset	Interest rate / Dividend	Distribution frequency	Last price
Latitude Group Holdings Limited	LFSPB	134.6	Convertible Preference Shares and Capital Nc	29-Apr-2026	\$100.00	N/A	8.62%	Qtrly	\$99.99
Macquarie Group Limited	MQGPG	1,500.0	Convertible Preference Shares and Capital Nc	17-Sep-2024	\$100.00	15-Dec-2031	6.82%	Qtrly	\$103.94
National Australia Bank Limited	NABPK	1,000.0	Convertible Preference Shares and Capital Nc	07-Jun-2024	\$100.00	17-Mar-2032	6.78%	Qtrly	\$105.48
Suncorp Group Limited	SUNPJ	360.0	Convertible Preference Shares and Capital Nc	15-May-2024	\$100.00	17-Jun-2030	6.98%	Qtrly	\$104.58
Insurance Australia Group Limited	IAGPF	350.0	Convertible Preference Shares and Capital Nc	27-Mar-2024	\$100.00	15-Dec-2030	7.37%	Qtrly	\$104.98
Bendigo and Adelaide Bank Limited	BENPI	300.0	Convertible Preference Shares and Capital Nc	26-Mar-2024	\$100.00	13-Dec-2030	7.38%	Qtrly	\$105.75
Australia and New Zealand Banking Group Limited	AN3PL	1,700.0	Convertible Preference Shares and Capital Nc	21-Mar-2024	\$100.00	20-Mar-2031	7.19%	Qtrly	\$105.41
Westpac Banking Corporation	WBCPM	1,750.0	Convertible Preference Shares and Capital Nc	19-Dec-2023	\$100.00	22-Sep-2031	7.41%	Qtrly	\$106.68
Judo Capital Holdings Limited	JDOPA	75.0	Convertible Preference Shares and Capital Nc	17-Nov-2023	\$100.00	16-Feb-2029	10.30%	Qtrly	\$113.99
National Australia Bank Limited	NABPJ	1,250.0	Convertible Preference Shares and Capital Nc	15-Sep-2023	\$100.00	17-Sep-2030	6.98%	Qtrly	\$104.71
Commonwealth Bank of Australia	CBAPM	1,550.0	Convertible Preference Shares and Capital Nc	13-Jun-2023	\$100.00	17-Jun-2030	7.17%	Qtrly	\$105.96
Challenger Limited	CGFPD	350.0	Convertible Preference Shares and Capital Nc	06-Apr-2023	\$100.00	25-May-2029	7.59%	Qtrly	\$105.35
Australia and New Zealand Banking Group Limited	AN3PK	1,500.0	Convertible Preference Shares and Capital Nc	27-Mar-2023	\$100.00	20-Mar-2030	7.04%	Qtrly	\$104.38

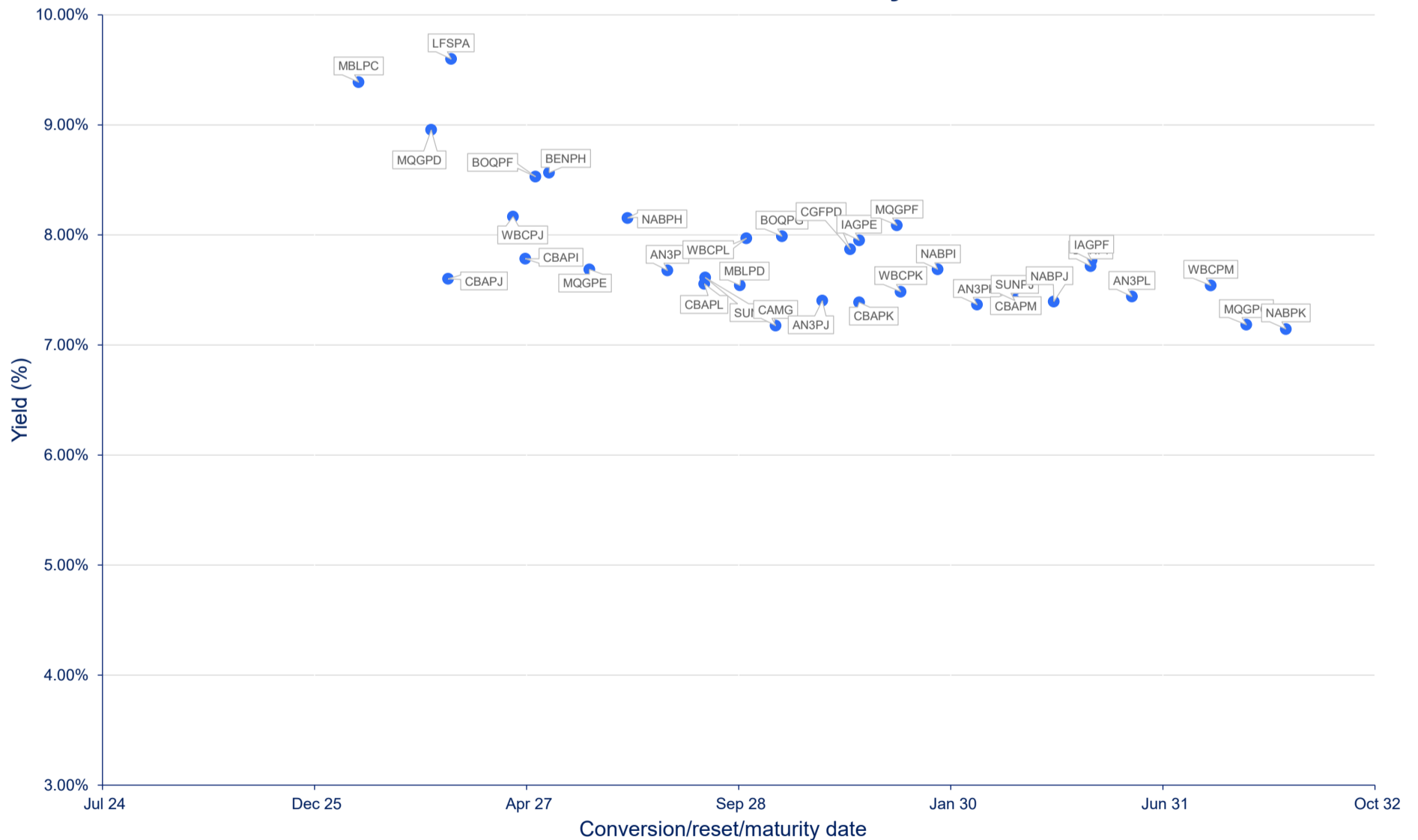
*BBSW = Bank Bill Swap Rate

† As of the date of this report this security has not traded, the Last Price reflects the Issue Price

Most actively traded securities by value

ASX code	Security type	Value (\$)	Value (%)	Volume	Volume (%)
CBAPK	Convertible Preference Shares and Capital Notes	43,052,117	6.31%	417,599	5.40%
WBCPJ	Convertible Preference Shares and Capital Notes	37,964,564	5.56%	371,398	4.81%
WBCPK	Convertible Preference Shares and Capital Notes	35,369,275	5.18%	342,074	4.43%
NABPH	Convertible Preference Shares and Capital Notes	31,461,818	4.61%	303,819	3.93%
NABPK	Convertible Preference Shares and Capital Notes	28,656,501	4.20%	275,065	3.56%
Total Top 5		176,504,275.18	25.85%	1,709,955	22.12%

Yield versus conversion/reset/maturity date





Hybrids:

Monthly update - May 2026



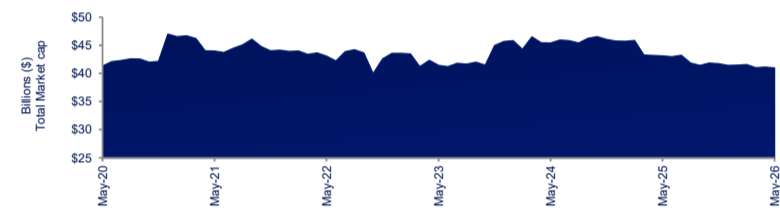
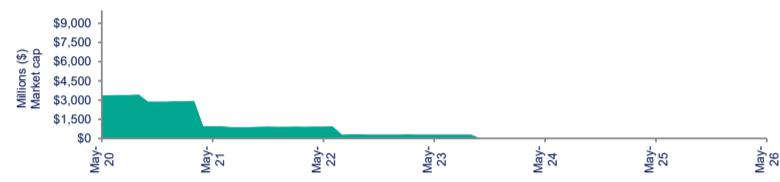
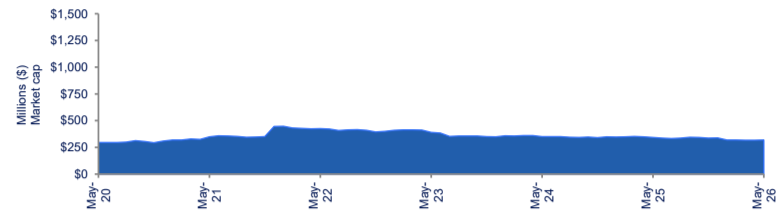

Performance and trading activity breakdown by category

Convertible preference shares and capital notes	Last 12 months			Last month	
	May-25	May-26	% change	Apr-26	% change
Market cap (\$m)	42,781.4	40,645.7	-5.0%	40,790.6	-0.4%
Number listed (actual)	45	43	-4.4%	44	-2.3%
Monthly volume	7,275,804	6,690,984	-8.0%	6,195,503	8.0%
Monthly trades	53,468	76,175	42.5%	59,924	27.1%
Monthly value (\$m)	751.6	678.5	-9.7%	625.5	8.5%

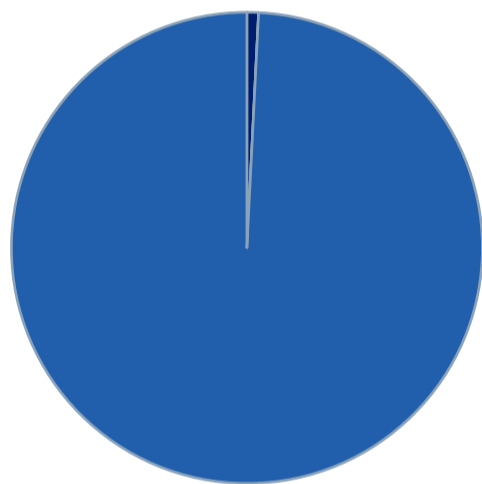
Convertible bonds	Last 12 months			Last month	
	May-25	May-26	% change	Apr-26	% change
Market cap (\$m)	337.2	324.6	-3.7%	318.7	1.9%
Number listed (actual)	8	7	-12.5%	7	0.0%
Monthly volume	1,204,311	1,037,935	-13.8%	1,081,041	-4.0%
Monthly trades	492	352	-28.5%	257	37.0%
Month value (\$m)	10.1	4.2	-58.3%	3.8	10.7%

Hybrid securities	Last 12 months			Last month	
	May-25	May-26	% change	Apr-26	% change
Market cap (\$m)	-	-	n/a	-	n/a
Number listed (actual)	-	-	n/a	-	n/a
Monthly volume	-	-	n/a	-	n/a
Monthly trades	-	-	n/a	-	n/a
Monthly value (\$m)	-	-	n/a	-	n/a

Total hybrid market	Last 12 months			Last month	
	May-25	May-26	% change	Apr-26	% change
Market cap (\$m)	43,118.6	40,970.3	-5.0%	41,109.3	-0.3%
Number listed (actual)	53	50	-5.7%	51	-2.0%
Monthly volume	8,480,115	7,728,919	-8.9%	7,276,544	6.2%
Monthly trades	53,960	76,527	41.8%	60,181	27.2%
Monthly value (\$m)	761.7	682.7	-10.4%	629.3	8.5%

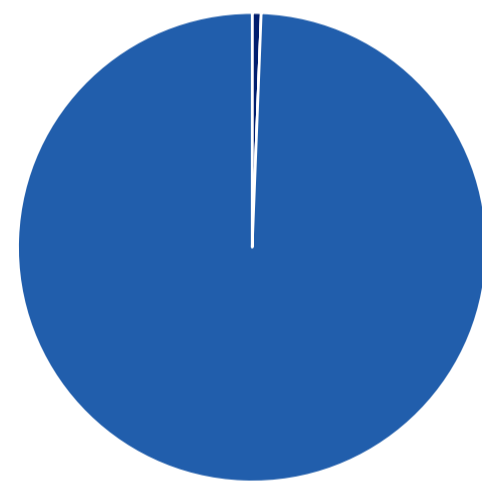


Hybrids mkt cap breakdown by type



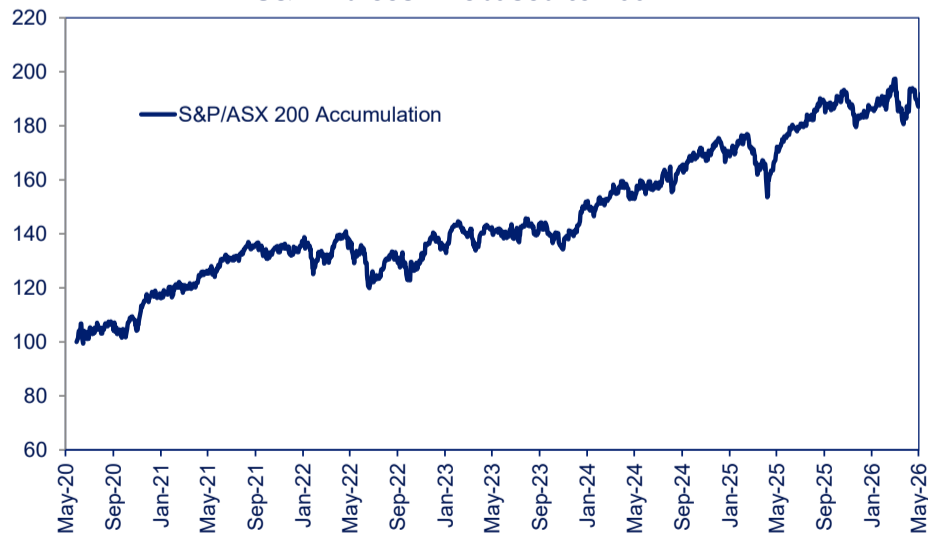
- Convertible Bonds, \$325 m
- Hybrid Securities, \$ m
- Convertible Preference Shares and Capital Notes, \$40,646 m

Hybrids breakdown by traded value

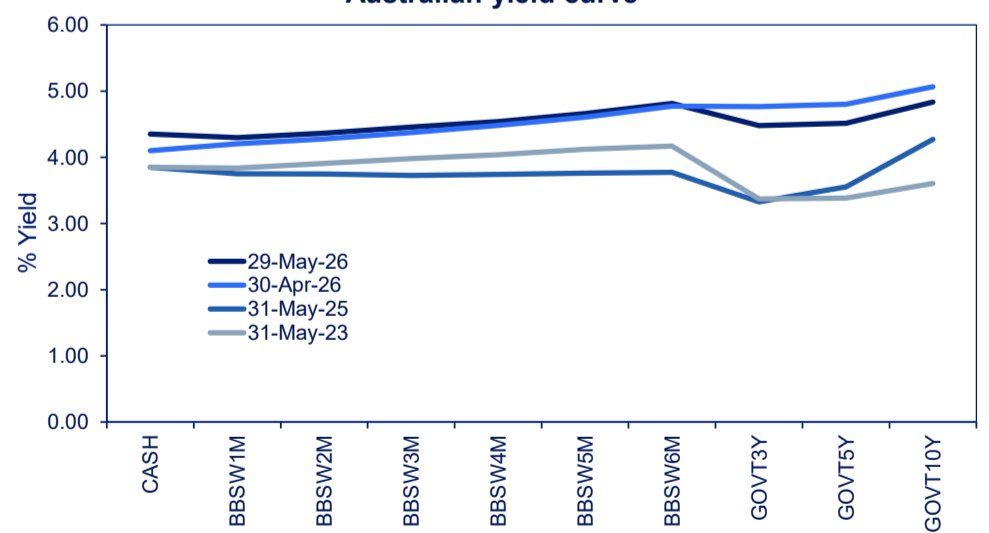


- Convertible Bonds, \$4,196 k
- Hybrid Securities, \$ k
- Convertible Preference Shares and Capital Notes, \$678,549 k

S&P indices - Rebased to 100



Australian yield curve





Spotlight on hybrids:

Monthly update - May 2026



ASX profiles			Detail								Activity					Prices				Returns	
ASX code	Issuer	Description	ASX listed date	Maturity / Conv / Reset	Coupon ²	Payment frequency	Payment rank	Issuer type	Announced Ex-date	Announced payment date	Mkt cap (\$m)	Traded value (\$)	Traded volume	Number of trades	Monthly liquidity % ³	Last *	Year high	Year low	Yield (%) ¹	1 month price return	1 year price return
Convertible bonds																					
CAMG	Clime Capital Limited	Convert Bond 6.50% 30-11-28 Mth Red	08-Dec-17	30-Nov-28	6.50%	Qtrly	Sr Unsecured	Financial Services	01-Jun-26	12-Jun-26	\$ 38.53	\$ 699,192.11	710,214	121	1.81%	0.99	1.02	0.98	7.18%	-0.51%	-1.60%
ECPGA	ECP Emerging Growth Limited	Convert Bond 6.50% 11-04-27 Qly Sub Red T-4-24	19-Apr-22	11-Apr-27	5.50%	Qtrly	Sr Unsecured	Financial Services			\$ 10.67	\$ -	-	-	0.00%	1.41	1.47	1.40	n/a	0.00%	-1.74%
FSIGA	Flagship Investments Limited	Convert Bond 6.50% 01-10-26 Qly Red	04-Oct-21	01-Oct-26	5.50%	Qtrly	Sr Unsecured	Financial Services			\$ 20.22	\$ 261,686.89	96,943	11	1.29%	2.73	2.75	2.60	n/a	1.87%	1.11%
GFLGA	Global Masters Fund Limited	Convert Bond 5.5% 24-11-26 Qly Red Step T-11-24	29-Nov-21	24-Nov-26	5.50%	Qtrly	Sr Unsecured	Funds & Trusts			\$ 8.26	\$ 618,217.50	199,425	20	7.48%	3.10	3.67	3.10	n/a	-15.53%	-17.33%
NACGA	Naos Ex-50 Opportunities Company Limited	Convert Bond 6.50% 30-09-27 Semi Red Step T-09-26	20-Nov-20	30-Sep-26	6.50%	S/A	Sr Unsecured	Financial Services			\$ 16.80	\$ 321,746.50	226,937	13	1.92%	96.00	98.35	91.10	n/a	-2.04%	6.67%
NCCGA	Naos Emerging Opportunities Company Limited	Convert Bond 4.50% 30-09-28 Semi Non-Cum Red Step	20-Apr-21	30-Sep-28	4.50%	S/A	Sr Unsecured	Financial Services			\$ 20.24	\$ 277,925.00	3,176	9	1.37%	88.00	89.50	79.25	n/a	0.57%	11.04%
NFNG	Nufarm Finance (NZ) Limited	Convert Bond 6-Bbsw+3.90% Perp Sub Non-Cum Exh Stp	27-Nov-06	N/A	8.62%	S/A	Jr Subordinated	Chemicals	06-Oct-26	15-Oct-26	\$ 209.86	\$ 2,017,069.79	24,820	178	0.96%	83.61	92.00	77.00	10.60%	3.73%	-6.05%
Hybrid securities																					
Converting preference shares and capital notes																					
AN3PI	Australia and New Zealand Banking Group Lim	Cap Note 3-Bbsw+3.00 Perp Non-Cum Red T-03-28	21-Dec-22	20-Mar-28	7.29%	Qtrly	Jr Subordinated	Banks	09-Jun-26	22-Jun-26	\$ 1,552.95	\$ 16,605,947.02	161,193	2,455	1.07%	103.53	104.55	101.76	7.68%	0.76%	0.13%
AN3PJ	Australia and New Zealand Banking Group Lim	Cap Note 3-Bbsw+2.70% Perp Non-Cum Red T-03-29	21-Dec-22	20-Mar-29	6.99%	Qtrly	Jr Subordinated	Banks	09-Jun-26	22-Jun-26	\$ 1,351.79	\$ 23,694,991.56	230,618	3,604	1.75%	103.19	104.88	101.07	7.40%	0.90%	0.43%
AN3PK	Australia and New Zealand Banking Group Lim	Cap Note 3-Bbsw+2.75% Perp Non-Cum Red T-03-30	27-Mar-23	20-Mar-30	7.04%	Qtrly	Jr Subordinated	Banks	09-Jun-26	22-Jun-26	\$ 1,565.70	\$ 19,251,859.15	186,306	1,740	1.23%	104.38	105.89	101.50	7.37%	1.49%	1.14%
AN3PL	Australia and New Zealand Banking Group Lim	Cap Note 3-Bbsw+2.90% Perp Non-Cum Red T-03-31	21-Mar-24	20-Mar-31	7.19%	Qtrly	Jr Subordinated	Banks	09-Jun-26	22-Jun-26	\$ 1,791.97	\$ 23,805,083.05	226,937	4,678	1.33%	105.41	106.51	102.29	7.44%	0.77%	1.66%
AYUPA	Australian Unity Limited	Mci Cap Note 5.00% Perp Semi Non-Cum	04-Jan-21	N/A	5.00%	S/A	Preferred	Managed Care			\$ 445.46	\$ 17,457,760.35	286,844	1,131	3.92%	57.90	89.00	55.00	8.64%	-11.60%	-31.40%
BENPH	Bendigo and Adelaide Bank Limited	Cap Note 3-Bbsw+3.80% Perp Non-Cum Red T-06-27	01-Dec-20	15-Jun-27	7.97%	Qtrly	Jr Subordinated	Banks	02-Jun-26	16-Jun-26	\$ 515.01	\$ 16,724,556.77	163,772	2,335	3.25%	102.50	105.18	101.36	8.57%	0.53%	-1.25%
BENPI	Bendigo and Adelaide Bank Limited	Cap Note 3-Bbsw+3.20% Perp Non-Cum Red T-12-30	26-Mar-24	13-Dec-30	7.38%	Qtrly	Jr Subordinated	Banks	01-Jun-26	15-Jun-26	\$ 317.25	\$ 4,930,284.20	47,148	2,551	1.55%	105.75	107.00	102.31	7.72%	0.95%	3.02%
BOQPF	Bank of Queensland Limited	Cap Note 3-Bbsw+3.80% Perp Non-Cum Red T-05-27	01-Dec-20	14-May-27	8.24%	Qtrly	Jr Subordinated	Banks	28-Jul-26	17-Aug-26	\$ 264.24	\$ 9,898,871.89	97,776	995	3.75%	101.63	104.44	100.48	8.53%	0.64%	-0.95%
BOQPG	Bank of Queensland Limited	Cap Note 3-Bbsw+3.40% Perp Non-Cum Red T-12-28	15-Nov-22	15-Dec-28	7.57%	Qtrly	Jr Subordinated	Banks			\$ 411.24	\$ 6,228,186.26	60,114	550	1.51%	102.81	105.97	100.40	7.99%	-0.93%	0.52%
CBAPI	Commonwealth Bank of Australia	Cap Note 3-Bbsw+3.00% Perp Non-Cum Red T-04-27	15-Nov-19	20-Apr-27	7.17%	Qtrly	Jr Subordinated	Banks	04-Jun-26	15-Jun-26	\$ 1,686.30	\$ 19,329,841.27	189,008	2,748	1.15%	102.20	105.00	100.75	7.78%	0.34%	-0.54%
CBAPJ	Commonwealth Bank of Australia	Cap Note 3-Bbsw+2.75% Perp Non-Cum Red T-10-26	06-Apr-21	20-Oct-26	6.92%	Qtrly	Jr Subordinated	Banks	04-Jun-26	15-Jun-26	\$ 1,194.99	\$ 16,808,905.28	165,960	1,524	1.41%	101.27	103.39	100.05	7.60%	0.31%	-0.42%
CBAPK	Commonwealth Bank of Australia	Cap Note 3-Bbsw+2.75% Perp Non-Cum Red T-06-29	01-Apr-22	15-Jun-29	6.92%	blo	Jr Subordinated	Banks	04-Jun-26	15-Jun-26	\$ 1,822.80	\$ 43,052,117.15	417,599	2,081	2.36%	104.16	106.50	101.53	7.39%	1.32%	0.98%
CBAPL	Commonwealth Bank of Australia	Cap Note 3-Bbsw+2.85% Perp Non-Cum Red T-06-28	16-Nov-22	15-Jun-28	7.02%	Qtrly	Jr Subordinated	Banks	04-Jun-26	15-Jun-26	\$ 1,834.43	\$ 21,894,776.20	212,847	2,342	1.19%	103.21	105.00	101.26	7.56%	0.50%	0.16%
CBAPM	Commonwealth Bank of Australia	Cap Note 3-Bbsw+3.00% Perp Non-Cum Red T-06-30	13-Jun-23	17-Jun-30	7.17%	Qtrly	Jr Subordinated	Banks	04-Jun-26	15-Jun-26	\$ 1,642.38	\$ 26,054,915.75	247,939	2,289	1.59%	105.96	108.00	103.00	7.50%	0.87%	1.21%
CGFPD	Challenger Limited	Cap Note 3-Bbsw+3.60% Perp Non-Cum Red T-05-29	06-Apr-23	25-May-29	7.59%	Qtrly	Jr Subordinated	Life Insurance	14-Aug-26	25-Aug-26	\$ 368.73	\$ 5,019,887.93	48,268	1,001	1.36%	105.35	107.47	103.01	7.87%	1.41%	2.18%
CINPA	Carlton Investments Limited	7% Cumulative Preference	15-Mar-86	N/A	7.00%	Annual	Preferred	Financial Services			\$ 0.19	\$ -	-	-	0.00%	2.30	2.33	2.30	n/a	0.00%	5.02%
GC1PA	Glennon Small Companies Limited	Cnv Pref 6.80% 30-9-30 Semi Cum Exc Red Res T-3-21	07-Dec-20	30-Sep-30	5.60%	S/A	Subordinated	Financial Services			\$ 5.09	\$ 14,402.92	1,500	4	0.28%	9.60	10.85	9.20	21.60%	-4.00%	-8.57%
IAGPE	Insurance Australia Group Limited	Cap Note 3-Bbsw+3.50% Perp Non-Cum Red T-06-29	23-Dec-22	15-Jun-29	7.67%	Qtrly	Jr Subordinated	Property & Casualty Insurance	02-Jun-26	15-Jun-26	\$ 532.25	\$ 6,550,797.79	62,587	2,537	1.23%	106.45	107.50	102.49	7.95%	2.44%	1.57%
IAGPF	Insurance Australia Group Limited	Cap Note 3-Bbsw+3.20% Perp Non-Cum Red T-12-30	27-Mar-24	15-Dec-30	7.37%	Qtrly	Jr Subordinated	Property & Casualty Insurance	02-Jun-26	15-Jun-26	\$ 367.43	\$ 5,944,100.65	56,852	1,455	1.62%	104.98	106.98	102.09	7.77%	0.82%	0.28%
JDOPA	Judo Capital Holdings Limited	Cap Note 3-Bbsw+6.50% Perp Non-Cum Red T-02-29	17-Nov-23	16-Feb-29	10.30%	Qtrly	Jr Subordinated	Banks	06-Aug-26	17-Aug-26	\$ 85.49	\$ 1,955,364.04	17,426	308	2.29%	113.99	116.50	109.59	n/a	0.43%	2.56%
LFSPA	Latitude Group Holdings Limited	Cap Note 3-Bbsw+4.75% Perp Non-Cum Red T-10-26	29-Sep-21	27-Oct-26	9.12%	Qtrly	Subordinated	Life Insurance	16-Jul-26	27-Jul-26	\$ 75.47	\$ 1,391,174.40	13,878	113	1.84%	100.72	102.25	96.00	9.60%	0.00%	3.84%
LFSPB	Latitude Group Holdings Limited	Cap Note 3-Bbsw+4.15% Perp Cum Red T-04-31	29-Apr-26	N/A	8.62%	Qtrly	Subordinated	Life Insurance	17-Jul-26	28-Jul-26	\$ 134.63	\$ 2,014,205.99	20,113	133	1.50%	99.99	102.15	99.57	8.87%	-0.51%	n/a
MBLPC	Macquarie Bank Limited	Cap Note 3-Bbsw+4.70% Perp Non-Cum Red T-06-26	03-Jun-20	23-Mar-26	9.01%	Qtrly	Jr Subordinated	Banks	03-Jun-26	22-Jun-26	\$ 662.18	\$ 19,432,931.82	190,478	1,536	2.93%	103.30	104.84	100.22	9.39%	0.82%	0.68%
MBLPD	Macquarie Bank Limited	Cap Note 3-Bbsw+2.90% Perp Non-Cum Red T-09-28	30-Aug-21	07-Sep-28	6.98%	Qtrly	Jr Subordinated	Banks			\$ 670.63	\$ 14,723,827.51	143,375	2,029	2.20%	102.41	105.30	101.50	7.54%	-0.95%	0.14%
MQGPD	Macquarie Group Limited	Cap Note 3-Bbsw+4.15% Perp Non-Cum Red T-09-26	28-Mar-19	10-Sep-26	8.22%	Qtrly	Jr Subordinated	Diversified Banks			\$ 906.85	\$ 16,493,132.34	162,407	1,797	1.82%	100.15	104.82	99.96	8.96%	-1.23%	-2.18%
MQGPE	Macquarie Group Limited	Cap Note 3-Bbsw+2.90% Perp Non-Cum Red T-09-27	18-Mar-21	18-Sep-27	7.16%	Qtrly	Jr Subordinated	Diversified Banks	01-Jun-26	18-Jun-26	\$ 740.67	\$ 11,900,228.88	116,419	1,152	1.61%	102.10	104.00	100.40	7.69%	0.01%	0.61%
MQGPF	Macquarie Group Limited	Cap Note 3-Bbsw+3.70% Perp Non-Cum Red T-09-29	18-Jul-22	12-Sep-29	7.88%	Qtrly	Jr Subordinated	Diversified Banks			\$ 789.75	\$ 15,621,248.26	148,092	2,415	1.98%	105.30	108.75	104.23	8.09%	0.26%	0.95%
MQGPG	Macquarie Group Limited	Cap Note 3-Bbsw+2.65% Perp Non-Cum Red T-12-31	17-Sep-24	15-Dec-31	6.82%	Qtrly	Jr Subordinated	Diversified Banks			\$ 1,559.10	\$ 19,775,219.19	191,505	2,833	1.27%	103.94	105.51	100.88	7.18%	0.91%	2.33%
NABPF	National Australia Bank Limited	Cap Note 3-Bbsw+4.00% Perp Non-Cum Red T-06-26	21-Mar-19	17-Jun-26	8.18%	Qtrly	Jr Subordinated	Banks	04-Jun-26	17-Jun-26	\$ 1,892.44	\$ 23,679,189.56	235,034	3,378	1.25%	100.98	103.84	99.95	25.66%	0.32%	-2.48%
NABPH	National Australia Bank Limited	Cap Note 3-Bbsw+3.50% Perp Non-Cum Red T-12-27	18-Dec-20	17-Dec-27	7.68%	Qtrly	Jr Subordinated	Banks	04-Jun-26	17-Jun-26	\$ 2,477.35	\$ 31,461,817.50	303,819	2,252	1.27%	103.83	105.11	102.01	8.15%	0.22%	-0.37%
NABPI	National Australia Bank Limited	Cap Note 3-Bbsw+3.15% Perp Non-Cum Red T-12-29	08-Jul-22	17-Dec-29	7.33%	Qtrly	Jr Subordinated	Banks	04-Jun-26	17-Jun-26	\$ 2,108.00	\$ 23,052,476.89	220,018	3,098	1.09%	105.40	106.68	102.85	7.69%	1.22%	0.72%
NABPJ	National Australia Bank Limited	Cap Note 3-Bbsw+2.80% Perp Non-Cum Red T-09-30	15-Sep-23	17-Sep-30	6.98%	Qtrly	Jr Subordinated	Banks	04-Jun-26	17-Jun-26	\$ 1,308.88	\$ 25,143,851.38	242,193	2,362	1.92%	104.71	105.97	101.96	7.40%	1.41%	1.12%
NABPK	National Australia Bank Limited	Cap Note 3-Bbsw+2.60% Perp Non-Cum Red T-03-32	07-Jun-24	17-Mar-32	6.78%	Qtrly	Jr Subordinated	Banks	04-Jun-26	17-Jun-26	\$ 1,054.80	\$ 28,656,500.94	275,065	1,863	2.72%	105.48	108.53	101.45	7.15%	1.47%	2.34%
RHCPA	Ramsay Health Care Limited	Trans Pref 6-Bbsw+ 4.85% Perp Sub Red T-10-10	24-May-05	N/A	9.58%	S/A	Preferred	Health Care Facilities & Services	29-Sep-26	20-Oct-26	\$ 276.90	\$ 4,769,512.51	44,985	390	1.72%	106.50	109.75	104.78	9.19%	-0.13%	0.95%
SSLPA	Sietel Limited	5.0% Cumulative Preference	15-Mar-86	N/A	5.00%	Annual	Preferred	Financial Services			\$ 0.08	\$ -	-	-	0.00%	1.00	-	-	n/a	0.00%	0.00%
SUNPH	Suncorp Group Limited	Cap Note 3-Bbsw+3.00% Perp Non-Cum Red T-06-26	18-Dec-19	17-Jun-26	7.18%	Qtrly	Jr Subordinated	Property & Casualty Insurance	01-Jun-26	17-Jun-26	\$ 392.23	\$ 14,134,322.77	140,976	1,213	3.60%	100.83	102.44	99.80	21.85%	0.53%	0.07%
SUNPI	Suncorp Group Limited	Cap Note 3-Bbsw+2.90% Perp Non-Cum Red T-06-28	24-Sep-21	17-Jun-28	7.08%	Qtrly	Jr Subordinated	Property & Casualty Insurance	01-Jun-26	17-Jun-26	\$ 417.47	\$ 9,507,183.95	92,966	865	2.28%	103.08	104.75	100.61	7.61%	1.18%	0.96%
SUNPJ	Suncorp Group Limited	Cap Note 3-Bbsw+2.80% Perp Non-Cum Red T-06-30	15-May-24	17-Jun-30	6.98%	Qtrly	Jr Subordinated	Property & Casualty Insurance	01-Jun-26	17-Jun-26	\$ 376.49	\$ 12,639,741.45	122,522	1,413	3.36%	104.58	106.50	101.05	7.40%	2.38%	2.67%
WBBCP	Westpac Banking Corporation	Cap Note 3-Bbsw+3.40% Perp Non-C																			