



# Bonds:

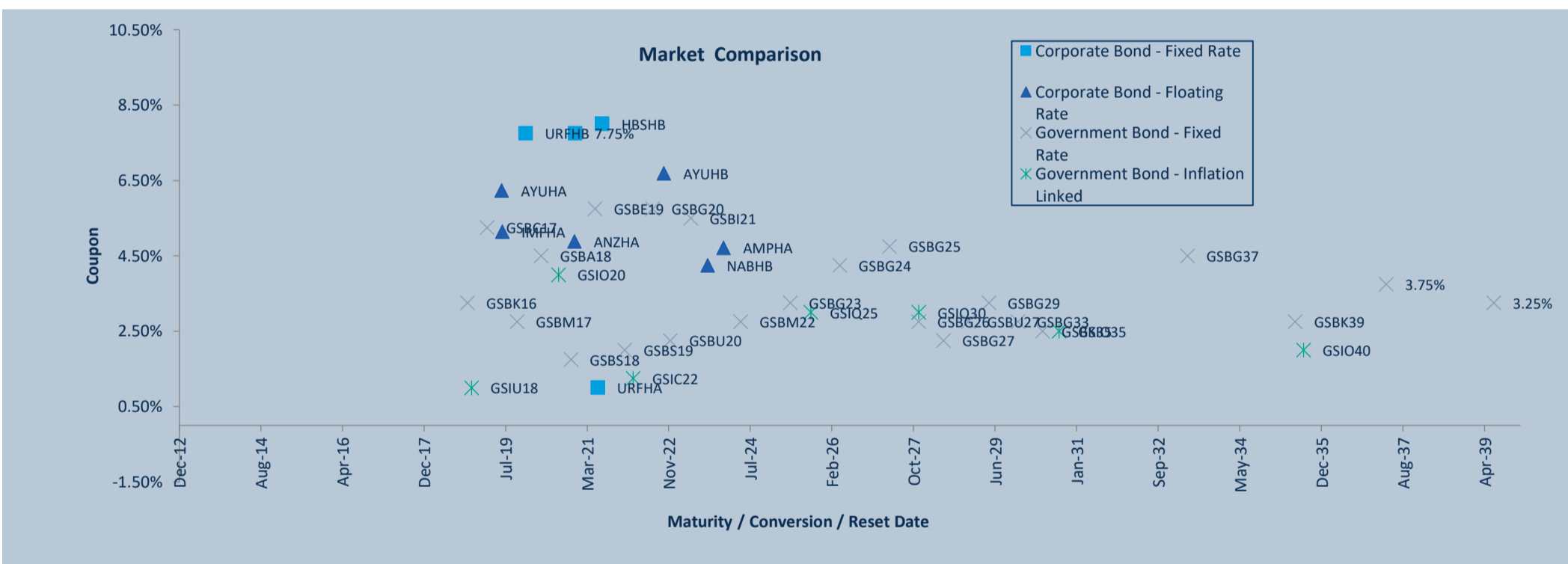
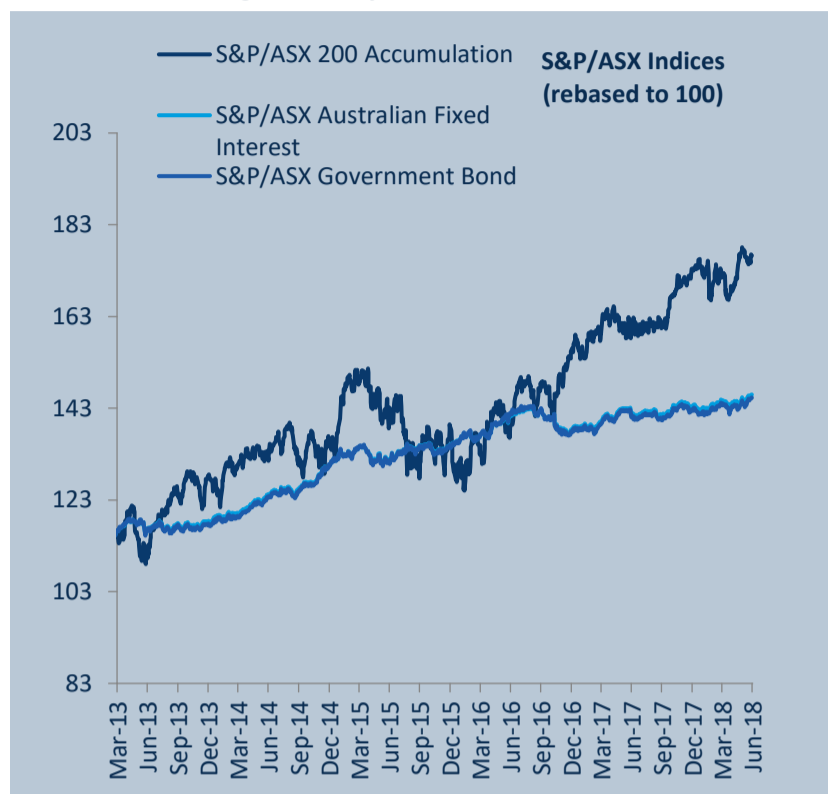
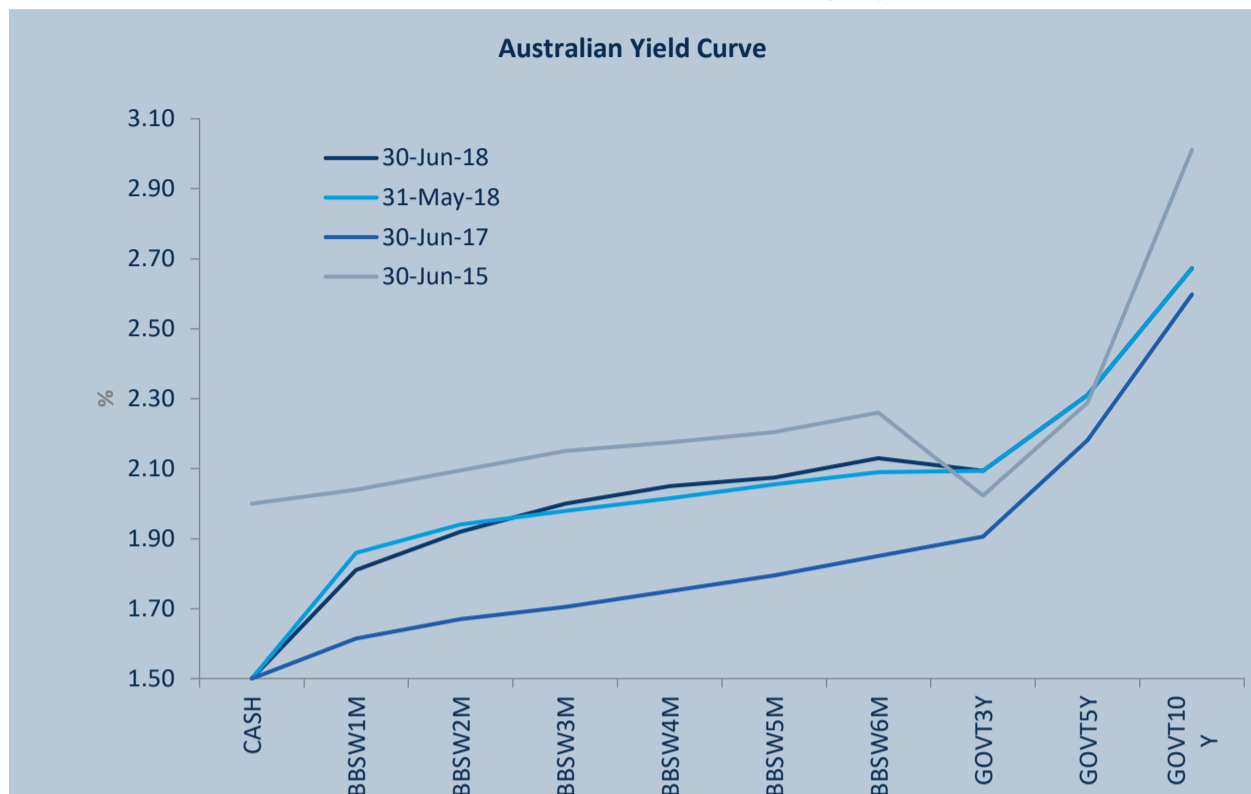
## Monthly Update - June 2018



Month: Jun-18

Trading days: 20

Period ending: Saturday, 30 June 2018



### Snapshot by Category

Segment	Number listed	Market Cap \$b	Trades Total (#)	Trades per day (#)	Volume (#)	Value \$m
Corporate Bonds - Fixed Rate	5	0.5	235	12	54,660	5.6
Corporate Bonds - Floating Rate	7	1.8	1,054	53	376,663	37.9
Australian Government Bonds	33	568.9	212	11	118,223	12.5
<b>TOTAL</b>	<b>45</b>	<b>571.15</b>	<b>1,501</b>	<b>75</b>	<b>549,546</b>	<b>56.0</b>

### Recent Listings

Entity	ASX Code	Size (\$m)	Type	Listing Date	Issue Price	Maturity / Conv / Reset	Interest Rate / Dividend	Distribution Payable	Last Price
Australian Government Treas	GSBI30	3,500.0	Government Bonds - Fixed Rate	14-Jun-2018	\$100.00	21-May-2030	-97.25%	Semi-Annual	\$97.89
Australian Government Treas	GSBU29	11,500.0	Government Bonds - Fixed Rate	29-Jan-2018	\$100.00	21-Nov-2029	2.75%	Semi-Annual	\$100.30
Australian Government Treas	GSBU22	11,600.0	Government Bonds - Fixed Rate	16-Oct-2017	\$100.00	21-Nov-2022	2.25%	Semi-Annual	\$99.85
Australian Government Treas	GSIU27	3,750.0	Government Bonds - Inflation Lin	01-Sep-2017	\$100.00	21-Nov-2027	0.75%	Quarterly	\$100.14
Peet Limited	PPCHB	50.0	Corporate Bonds - Floating Rate	10-Jul-2017	\$100.00	05-Oct-2022	4.65%	n/a	\$102.00
Villa World Limited	VLWHA	50.0	Corporate Bonds - Fixed Rate	24-Apr-2017	\$100.00	21-Apr-2022	4.75%	Quarterly	\$104.50

\*BBSW = Bank Bill Swap Rate

# As of the date of this report this security has not traded, the Last Price reflects the Issue Price

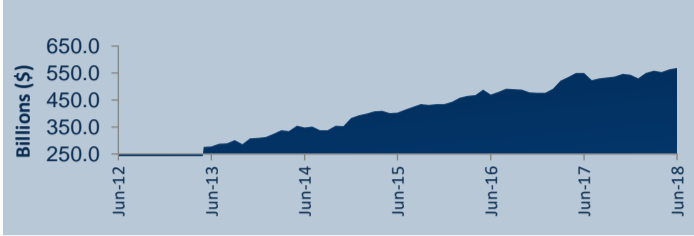


# Bonds:

## Monthly Update - June 2018

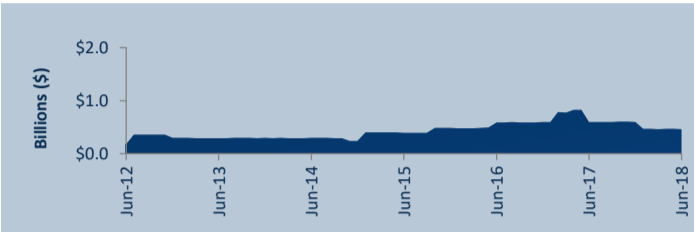


### Market Capitalisation Trends

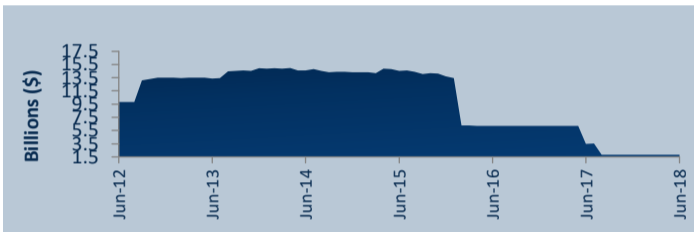


### Performance and Trading Activity Breakdown by Category

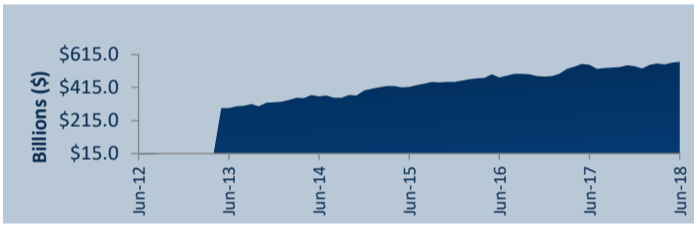
Government Bonds	Jun-16	Jun-17	% change	Last 12 months	
				Jun-18	% change
Market Cap (\$b)	469.8	549.7	17.0%	568.9	3.5%
Number listed (actual)	29	31	6.9%	33	6.5%
Month trades	198	191	-3.5%	212	11.0%
Month value (\$m)	22.0	8.9	-59.6%	12.5	41.0%



Corporate Bonds - Fixed Rate	Jun-16	Jun-17	% change	Last 12 months	
				Jun-18	% change
Market Cap (\$b)	0.6	0.6	0.6%	0.5	-22.1%
Number listed (actual)	5	6	20.0%	5	-16.7%
Month trades	196	273	39.3%	235	-13.9%
Month value (\$m)	5.8	4.5	-22.0%	5.6	23.9%



Corporate Bonds - Floating Rate	Jun-16	Jun-17	% change	Last 12 months	
				Jun-18	% change
Market Cap (\$b)	6.2	3.5	-43.8%	1.8	-48.0%
Number listed (actual)	8	6	-25.0%	7	16.7%
Month trades	3,302	1,903	-42.4%	1,054	-44.6%
Month value (\$m)	98.3	49.8	-49.3%	37.9	-24.0%



Total Bonds	Jun-16	Jun-17	% change	Last 12 months	
				Jun-18	% change
Market Cap (\$b)	476.6	553.8	16.2%	571.2	3.1%
Number listed (actual)	42	43	2.4%	45	4.7%
Month trades	3,696	2,367	-36.0%	1,501	-36.6%
Month value (\$m)	126.0	63.2	-49.9%	56.0	-11.4%

### Annualised Liquidity

Corporate Bonds - Fixed Rate	15%
Corporate Bonds - Floating Rate	25%
Government Bonds	0%

\*Annualised turnover by IRM Category

### Most Actively Traded Securities by Value

ASX Code	Security Type	Value (\$)	%Value	Volume	%Volume
WBCHB	Corporate Bonds - Floating Rate	23,663,045	42.27%	236,321	43.00%
AMPHA	Corporate Bonds - Floating Rate	9,194,637	16.43%	91,760	16.70%
PPCHA	Corporate Bonds - Fixed Rate	2,892,507	5.17%	27,754	5.05%
AYUHB	Corporate Bonds - Floating Rate	2,219,801	3.97%	21,501	3.91%
GSIU18	Government Bonds - Inflation Link	1,561,042	2.79%	14,355	2.61%
<b>TOTAL Top 5</b>		<b>39,531,031.81</b>	<b>70.62%</b>	<b>391,691</b>	<b>71.28%</b>



# Spotlight on Bonds:

Monthly Update - May 2018



ASX Profiles			Detail					Activity					Prices			Returns				
ASX Code	Issuer	Description	ASX Listed Date	Maturity / Conv / Reset	Coupon	Payment Frequency	Announced Ex Date	Announced Payment Date	Mkt Cap (\$m)	Traded Value (\$)	Traded Volume	Number of Trades	Monthly Liquidity %	Last *	Year High	Year Low	1 Month Price Return	1 Year Price Return	3 Year Price Return	5 Year Price Return
<b>Government Bonds - Fixed Rate</b>																				
GSBS18	Australian Government Treasury Bonds	Treasury Bond 3.25% 21-10-18 Semi	09-Dec-13	21-Oct-18	3.25%	Semi-Annual	11-Oct-18	22-Oct-18	\$ 13,133.47	\$ 1,015,153.86	10,043	12	0.01%	101.05	103.09	100.67	0.20%	-1.75%	-3.22%	n/a
GSBE19	Australian Government Treasury Bonds	Treasury Bond 5.25% 15-03-19 Semi	21-May-13	15-Mar-19	5.25%	Semi-Annual	06-Sep-18	17-Sep-18	\$ 16,832.58	\$ 751,123.25	7,230	27	0.00%	103.84	107.94	103.24	-0.18%	-3.49%	-8.15%	n/a
GSB19	Australian Government Treasury Bonds	Treasury Bond 2.75% 21-10-19 Semi	24-Jul-14	21-Oct-19	2.75%	Semi-Annual	11-Oct-18	22-Oct-18	\$ 18,582.44	\$ 310,322.41	3,056	4	0.00%	101.50	103.11	101.33	0.00%	-1.29%	-1.71%	n/a
GSBG20	Australian Government Treasury Bonds	Treasury Bond 4.50% 15-04-20 Semi	21-May-13	15-Apr-20	4.50%	Semi-Annual	04-Oct-18	15-Oct-18	\$ 28,044.13	\$ 264,897.77	2,517	23	0.00%	105.26	108.45	104.58	0.15%	-2.79%	-4.93%	-3.79%
GSBU20	Australian Government Treasury Bonds	Treasury Bond 1.75% 21-11-20 Semi	14-Apr-15	21-Nov-20	1.75%	Semi-Annual	12-Nov-18	21-Nov-18	\$ 26,726.57	\$ 744,857.07	7,477	7	0.00%	99.73	100.44	99.12	0.12%	0.08%	3.25%	n/a
GSBI21	Australian Government Treasury Bonds	Treasury Bond 5.75% 15-05-21 Semi	21-May-13	15-May-21	5.75%	Semi-Annual	06-Nov-18	15-Nov-18	\$ 33,520.42	\$ 310,957.48	2,802	19	0.00%	111.00	116.00	110.17	0.45%	-3.47%	-6.89%	-3.06%
GSBW21	Australian Government Treasury Bonds	Treasury Bond 2.00% 21-12-21 Semi	30-Jan-17	21-Dec-21	2.00%	Semi-Annual	12-Dec-18	21-Dec-18	\$ 17,342.58	\$ 1,038,097.74	10,428	9	0.01%	99.67	100.65	98.80	-0.61%	-0.35%	n/a	n/a
GSBM22	Australian Government Treasury Bonds	Treasury Bond 5.75% 15-07-22 Semi	21-May-13	15-Jul-22	5.75%	Semi-Annual	05-Jul-18	16-Jul-18	\$ 29,201.04	\$ 181,929.29	1,563	14	0.00%	116.81	120.04	114.20	0.42%	-3.08%	-4.88%	-3.77%
GSBU22	Australian Government Treasury Bonds	Treasury Bond 2.25% 21-11-22 Semi	16-Oct-17	21-Nov-22	2.25%	Semi-Annual	12-Nov-18	21-Nov-18	\$ 11,646.75	\$ 34,848.48	349	2	0.00%	100.40	100.78	99.48	0.38%	n/a	n/a	n/a
GSBG23	Australian Government Treasury Bonds	Treasury Bond 5.50% 21-04-23 Semi	21-May-13	21-Apr-23	5.50%	Semi-Annual	11-Oct-18	22-Oct-18	\$ 25,816.59	\$ 154,021.63	1,336	16	0.00%	115.77	119.25	114.12	0.42%	-3.44%	-4.33%	1.55%
GSBG24	Australian Government Treasury Bonds	Treasury Bond 2.75% 21-04-24 Semi	21-May-13	21-Apr-24	2.75%	Semi-Annual	11-Oct-18	22-Oct-18	\$ 25,394.07	\$ 3,909.82	38	1	0.00%	102.81	103.30	101.00	1.46%	-1.36%	4.53%	14.54%
GSBG25	Australian Government Treasury Bonds	Treasury Bond 3.25% 21-04-25 Semi	30-May-13	21-Apr-25	3.25%	Semi-Annual	11-Oct-18	22-Oct-18	\$ 27,547.25	\$ 119,487.59	1,132	3	0.00%	105.55	106.98	103.95	-0.08%	-1.81%	1.59%	9.05%
GSBG26	Australian Government Treasury Bonds	Treasury Bond 4.25% 21-04-26 Semi	18-Mar-14	21-Apr-26	4.25%	Semi-Annual	11-Oct-18	22-Oct-18	\$ 35,604.14	\$ 110,049.50	973	4	0.00%	113.03	114.91	112.01	-1.08%	-2.36%	2.19%	n/a
GSBG27	Australian Government Treasury Bonds	Treasury Bond 4.75% 21-04-27 Semi	21-May-13	21-Apr-27	4.75%	Semi-Annual	11-Oct-18	22-Oct-18	\$ 35,033.61	\$ 137,949.16	1,186	2	0.00%	117.96	121.03	115.41	0.01%	-2.54%	0.22%	10.54%
GSBU27	Australian Government Treasury Bonds	Treasury Bond 2.75% 21-11-27 Semi	28-Jan-16	21-Nov-27	2.75%	Semi-Annual	12-Nov-18	21-Nov-18	\$ 28,425.60	\$ 60,589.16	599	2	0.00%	101.52	102.22	99.84	1.68%	-0.37%	n/a	n/a
GSBI28	Australian Government Treasury Bonds	Treasury Bond 2.25% 21-05-28 Semi	19-May-16	21-May-28	2.25%	Semi-Annual	12-Nov-18	21-Nov-18	\$ 24,578.95	\$ 228,063.90	2,353	6	0.00%	97.15	97.66	94.70	2.17%	-1.25%	n/a	n/a
GSBU28	Australian Government Treasury Bonds	Treasury Bond 2.75% 21-11-28 Semi	02-Mar-17	21-Nov-28	2.75%	Semi-Annual	12-Nov-18	21-Nov-18	\$ 23,960.60	\$ 1,083,868.72	10,716	4	0.00%	101.96	102.90	99.42	0.13%	-1.02%	n/a	n/a
GSBG29	Australian Government Treasury Bonds	Treasury Bond 3.25% 21-04-29 Semi	21-May-13	21-Apr-29	3.25%	Semi-Annual	11-Oct-18	22-Oct-18	\$ 24,181.77	\$ 1,063,569.13	10,027	2	0.00%	106.53	106.98	103.95	1.46%	-2.03%	5.70%	18.80%
GSBU29	Australian Government Treasury Bonds	Treasury Bond 2.75% 21-11-29 Semi	29-Jan-18	21-Nov-29	2.75%	Semi-Annual	12-Nov-18	21-Nov-18	\$ 11,640.30	\$ -	-	-	0.00%	101.22	101.73	98.57	0.92%	n/a	n/a	n/a
GSBI30	Australian Government Treasury Bonds	Treasury Bond 2.50% 21-05-30 Semi	14-Jun-18	21-May-30	2.50%	Semi-Annual	12-Nov-18	21-Nov-18	\$ 3,446.98	\$ 20,077.20	205	2	0.00%	98.49	100.00	97.89	n/a	n/a	n/a	n/a
GSBG33	Australian Government Treasury Bonds	Treasury Bond 4.50% 21-04-33 Semi	22-Nov-13	21-Apr-33	4.50%	Semi-Annual	11-Oct-18	22-Oct-18	\$ 16,878.77	\$ 39,213.08	323	4	0.00%	121.43	123.07	117.33	0.08%	-0.96%	4.31%	n/a
GSBK35	Australian Government Treasury Bonds	Treasury Bond 2.75% 21-06-35 Semi	30-Mar-15	21-Jun-35	2.75%	Semi-Annual	12-Dec-18	21-Dec-18	\$ 6,863.82	\$ 81,127.04	828	4	0.00%	98.76	98.84	93.84	2.36%	0.36%	10.42%	n/a
GSBG37	Australian Government Treasury Bonds	Treasury Bond 3.75% 21-04-37 Semi	21-Oct-14	21-Apr-37	3.75%	Semi-Annual	11-Oct-18	22-Oct-18	\$ 12,643.46	\$ 92,656.85	825	4	0.00%	112.89	113.43	106.92	0.89%	1.24%	10.15%	n/a
GSBK39	Australian Government Treasury Bonds	Treasury Bond 3.25% 21-06-39 Semi	20-Oct-15	21-Jun-39	3.25%	Semi-Annual	12-Dec-18	21-Dec-18	\$ 8,336.00	\$ 18,665.66	183	2	0.00%	104.20	104.57	97.89	1.51%	0.86%	n/a	n/a
GSBE47	Australian Government Treasury Bonds	Treasury Bond 3.00% 21-03-47 Semi	19-Oct-16	21-Mar-47	3.00%	Semi-Annual	12-Sep-18	21-Sep-18	\$ 12,411.38	\$ 1,421,575.27	14,672	8	0.01%	99.29	97.86	89.00	2.05%	7.31%	n/a	n/a
<b>Government Bonds - Inflation Linked</b>																				
GSUI18	Australian Government Treasury Indexed Bon	Treas Indexed Bond Cpi+1.00% 21-11-18 Qly	01-May-14	21-Nov-18	1.00%	Quarterly	10-Aug-18	21-Aug-18	\$ 5,535.74	\$ 1,561,041.90	14,355	4	0.03%	108.78	108.81	107.75	0.24%	1.03%	1.51%	n/a
GSIO20	Australian Government Treasury Indexed Bon	Treas Indexed Bond Cpi+4.00% 20-08-20 Qly	21-May-13	20-Aug-20	4.00%	Quarterly	09-Aug-18	20-Aug-18	\$ 9,418.98	\$ 267,324.74	1,453	7	0.00%	184.35	187.12	182.94	0.20%	-1.47%	-4.81%	-2.38%
GSIC22	Australian Government Treasury Indexed Bon	Treas Indexed Bond Cpi+1.25% 21-02-22 Qly	21-May-13	21-Feb-22	1.25%	Quarterly	10-Aug-18	21-Aug-18	\$ 6,795.55	\$ 1,038,985.00	8,929	5	0.02%	116.36	116.40	114.05	0.28%	0.62%	1.89%	9.55%
GSIQ25	Australian Government Treasury Indexed Bon	Treas Indexed Bond Cpi+3.00% 20-09-25 Qly	21-May-13	20-Sep-25	3.00%	Quarterly	11-Sep-18	20-Sep-18	\$ 10,220.57	\$ 152,899.53	1,086	7	0.00%	142.09	142.55	138.97	0.06%	-0.42%	0.40%	10.08%
GSIU27	Australian Government Treasury Indexed Bon	Treas Indexed Bond Cpi+0.75% 21-11-27 Qly	01-Sep-17	21-Nov-27	3.00%	Quarterly	10-Aug-18	21-Aug-18	\$ 3,844.13	\$ -	-	-	0.00%	102.51	101.93	97.85	2.37%	n/a	n/a	n/a
GSIQ30	Australian Government Treasury Indexed Bon	Treas Indexed Bond Cpi+2.50% 20-09-30 Qly	21-May-13	20-Sep-30	2.50%	Quarterly	11-Sep-18	20-Sep-18	\$ 6,421.00	\$ 103,605.66	728	3	0.00%	142.92	143.18	136.93	0.28%	0.39%	5.07%	21.92%
GSIO35	Australian Government Treasury Indexed Bon	Treas Indexed Bond Cpi+2.00% 21-08-35 Qly	01-Oct-13	21-Aug-35	2.00%	Quarterly	10-Aug-18	21-Aug-18	\$ 5,163.52	\$ 71,876.82	553	3	0.00%	130.72	130.00	121.60	3.77%	2.70%	10.11%	n/a
GSIO40	Australian Government Treasury Indexed Bon	Treas Indexed Bond Cpi+1.25% 21-08-40 Qly	18-Aug-15	21-Aug-40	1.25%	Quarterly	10-Aug-18	21-Aug-18	\$ 3,682.25	\$ 27,872.84	258	2	0.00%	113.30	110.28	103.99	5.30%	5.01%	n/a	n/a
<b>Corporate Bonds - Fixed Rate</b>																				
MVTHA	Mercantile Investment Company Ltd	Bond 8.00% 10-07-21 Semi Sub	30-Jun-16	10-Jul-21	8.00%	Semi-Annual			\$ 22.42	\$ 405,416.62	3,980	43	1.81%	100.50	104.50	98.80	-2.43%	1.52%	n/a	n/a
PPCHA	Peet Limited	Simple Bond 7.50% Semi 07-06-21	08-Jun-16	07-Jun-21	1.00%	Semi-Annual			\$ 105.00	\$ 2,892,507.03	27,754	46	2.75%	105.00	107.25	102.30	-1.41%	2.64%	n/a	n/a
URFHA	US Masters Residential Property Fund	Bond 7.75% 24-12-2019 Qly Red T-12-17	05-Jan-15	24-Dec-19	7.75%	Quarterly			\$ 18.89	\$ 515,764.50	5,170	18	2.73%	99.50	102.97	98.00	-0.40%	-0.63%	-2.64%	n/a
URFHB	US Masters Residential Property Fund	Bond 7.75% 24-12-2020 Qly Red T 12-18	27-Oct-15	24-Dec-20	7.75%	Quarterly			\$ 90.22	\$ 489,812.30	4,927	27	0.54%	99.65	102.48	98.00	0.15%	-2.30%	n/a	n/a
URFHC	US Masters Residential Property Fund	Bond 7.75% 24-12-21 Qly Red T-12-19	23-Feb-17	24-Dec-21	7.75%	Quarterly			\$ 175.44	\$ 494,663.31	4,916	32	0.28%	100.25	102.75	98.00	-0.94%	-1.76%	n/a	n/a
<b>Corporate Bonds - Floating Rate</b>																				
AMPHA	AMP Limited	Sub Bond 3-Bbsw+2.65% 18-12-23 Cum Red T-12-18	19-Dec-13	18-Dec-23	4.71%	Quarterly	07-Sep-18	18-Sep-18	\$ 326.30	\$ 9,194,636.93	91,760	279	2.82%	100.40	103.72	99.50	-0.40%	-2.52%	-1.37%	n/a
AYUHB	Australian Unity Limited	Simple Bond 3-Bbsw+2.80% 15-12-20	16-Dec-15	15-Dec-20	4.88%	Quarterly	05-Jul-18	16-Jul-18	\$ 258.73	\$ 2,219,800.93	21,501	124	0.86%	103.49	108.00	102.40	-0.20%	-1.11%	n/a	n/a
IMFHA	IMF Bentham Limited	Bond 3-Bbsw+4.20% 30-06-19 Sec	30-Apr-14	30-Jun-19	6.24%	Quarterly			\$ 51.15	\$ 851,752.52	8,335	53	1.67%	102.30	104.50	100.00	0.59%	-1.64%	-2.11%	n/a
PPCHA	Peet Limited	Simple Bond 3-Bbsw+4.65% 05-10-22	10-Jul-17	05-Oct-22	6.69%	n/a			\$ 51.00	\$ 1,071,692.43	10,429	35	2.10%	102.00	104.50	100.60	-0.97%	-0.04%	n/a	n/a
TTSHA	Tatts Group Limited	Bond 3-Bbsw+ 3.10% 5-07-2019	02-Jul-12	05-Jul-19	5.14%	Quarterly			\$ 196.21	\$ 849,381.22	8,317	43	0.43%	102.20	104.99	100.55	0.10%	-2.20%	-2.67%	-1.73%
VLWHA	Villa World Limited	Simple Bond 3-Bbsw+4.75% 21-04-22	24-Apr-17	21-Apr-22	6.82%	Quarterly	12-Jul-18	23-Jul-18	\$ 52.25	\$ 819,961.46	7,913	69	1.57%	104.50	105.20	100.76	1.46%	2.96%	n/a	n/a
WBCHB	Westpac Banking Corporation	Sub Tr Bnd 3-Bbsw+2.30% 22-08-23 Sub Red Tr T-8-18	23-Aug-13	22-Aug-23	4.25%	Quarterly	13-Aug-18	22-Aug-18	\$ 928.15	\$ 23,663,045.02	236,321	520	2.55%	100.31	102.85	99.92	0.30%	-1.90%	-0.89%	n/a

\* Australian Government Treasury / Index Bonds are recorded at the valuation price

All values are as at Jun-18.



Martin Dinh

Senior Product Manager - Investment Products

+61 2 9227 0318  
martin.dinh@asx.com.au



Past Performance is not a reliable indicator of future performance.

Information provided does not constitute financial product advice. You should obtain independent advice from an Australian financial services licensee before making any financial decisions. Although ASX Limited ABN 98 008 624 691 and its related bodies corporate ("ASX") has made every effort to ensure the accuracy of the information as at the date of publication, ASX does not give any warranty or representation as to the accuracy, reliability or completeness of the information. To the extent permitted by law, ASX and its employees, officers and contractors shall not be liable for any loss or damage arising in any way (including by way of negligence) from or in connection with any information provided or omitted or from any one acting or refraining to act in reliance on this information.  
© Copyright 2018 ASX Operations Pty Limited ABN 42 004 523 782. All rights reserved 2018