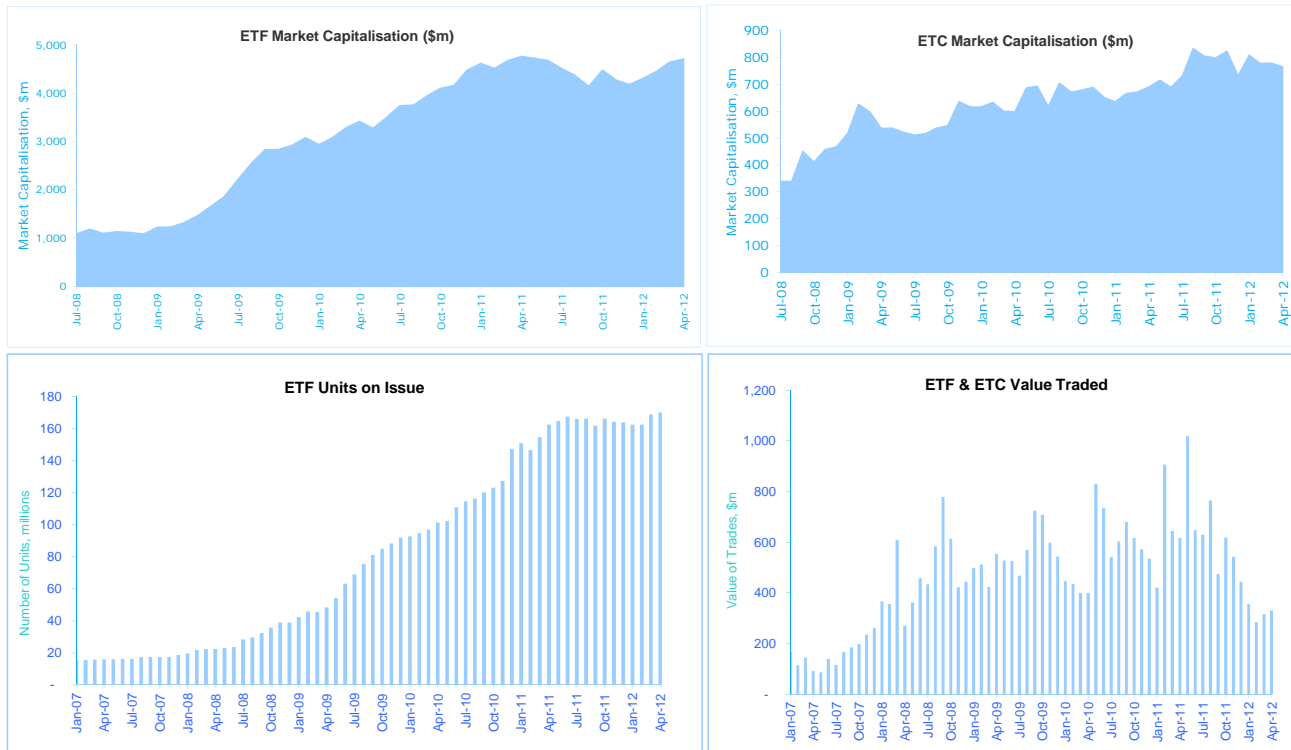


Month: Apr-12      Trading days: 21      Period ending: Monday, 30 April 2012

During April 2012, the range of Fixed Income ETFs expanded with the launch of the Vanguard Australian Government Bond Index, ASX code VGB. This listing takes the total number of ETFs / ETCs to 69 a 31% increase on the number of ETFs and a 100% increase in the number of ETCs available to trade compared to the corresponding period in 2011.

To keep up to date with the expanding ETF market, ASX invites you to attend the annual ASX ETF conference, Melbourne June 5 & Sydney June 7. Register via [www.asx.com.au/etfconference](http://www.asx.com.au/etfconference)



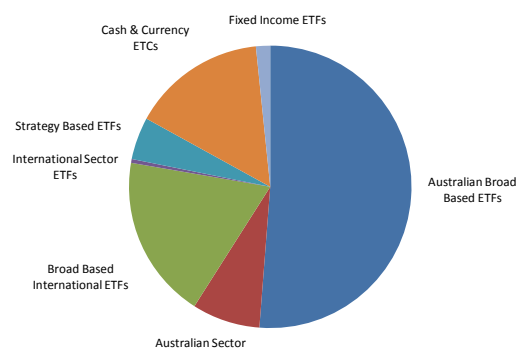
	Exchange Traded Funds			Exchange Traded Commodities		
	Apr-11	Apr-12	% change	Apr-11	Apr-12	% change
Market Cap (\$m)	4,763	4,711	-1.1%	689	765	11.0%
Number listed (actual)	45	59	31.1%	5	10	100.0%
12 month avg trades	15,454	15,892	2.8%	4,586	4,190	-8.6%
12 month avg value (\$m)	566.95	518.25	-8.6%	71.49	91.02	27.3%

more info [www.asx.com.au/etfs](http://www.asx.com.au/etfs)      more info [www.asx.com.au/etcs](http://www.asx.com.au/etcs)

## RECENT ETF / ETC LISTINGS

Entity	ASX		
	Code	Type	Listing Date
Vanguard Australian Government Bond Index ETF	VGB	ETF	30-Apr-2012
Russell Australian Select Corporate Bond ETF	RCB	ETF	13-Mar-2012
Russell Australian Government Bond ETF	RGB	ETF	13-Mar-2012
Russell Australian Semi-Government Bond ETF	RSM	ETF	13-Mar-2012
iShares UBS Composite Bond Index Fund	IAF	ETF	13-Mar-2012
iShares UBS Government Inflation Index Fund	ILB	ETF	14-Mar-2012
iShares UBS Treasury Index Fund	IGB	ETF	14-Mar-2012
BetaShares Australian High Interest Cash ETF	AAA	ETF	14-Mar-2012
DIGGA Australian Mining Fund	DGA	ETF	30-Jan-2012
BetaShares Agriculture ETF-Currency Hedged (Synthetic)	OAG	ETC	02-Nov-2011
BetaShares Commodities Basket ETF-Currency Hedged (Synthetic)	OCB	ETC	15-Dec-2011
BetaShares Crude Oil Index ETF-Currency Hedged (Synthetic)	OOO	ETC	16-Nov-2011
BetaShares British Pound ETF	POU	ETF	11-Jul-2011
BetaShares Euro ETF	EEU	ETF	11-Jul-2011
Vanguard Australian Shares High Yield ETF	VHY	ETF	26-May-2011
Vanguard MSCI Australian Large Companies Index	VLC	ETF	26-May-2011
Vanguard MSCI Australian Small Companies Index	VSO	ETF	26-May-2011
BetaShares Gold Bullion ETF (AUS Hedged)	OAU	ETC	04-May-2011
SPDR S&P/ASX 200 Financials X A-REITs Fund	OZF	ETF	13-Apr-2011
SPDR S&P/ASX 200 Resources Fund	OZR	ETF	13-Apr-2011
SPDR S&P/ASX Small Ordinaries Fund	SSO	ETF	13-Apr-2011
Russell Australian Value ETF	RVL	ETF	18-Mar-2011

Asset Spread of ETFs and ETCs, April 2012 FUM (A\$)



### ASX ETF PROFILES

ETF Code	Fund Name	MER (% p.a)	FUM (\$m)	Traded Value (\$)	Traded Volume	Number of Trades	% Spread*	\$ Spread	Bid Depth (A\$ '000s)**	Ask Depth (A\$ '000s)**
<b>Australian Broad Based ETFs</b>										
IOZ	iShares MSCI Australia 200	0.19	83.00	7,508,059	399,538	242	0.27%	\$ 0.05	2,637	4,035
ILC	iShares S&P/ASX 20	0.24	47.07	3,644,926	195,470	138	0.24%	\$ 0.05	3,893	3,728
ISO	iShares S&P/ASX Small Ordinaries	0.55	26.06	507,997	111,441	50	0.81%	\$ 0.04	1,640	1,083
STW	SPDR S&P/ASX 200	0.29	2137.27	137,083,908	3,338,778	8,565	0.15%	\$ 0.06	5,634	7,779
SFY	SPDR S&P/ASX 50	0.29	261.68	9,686,296	230,807	301	0.18%	\$ 0.08	3,117	3,715
SSO	SPDR S&P/ASX 200 Small Ordinaries Fund	0.50	7.91	29,261	2,213	8	0.51%	\$ 0.07	1,706	1,818
VAS	Vanguard Australian Shares Index	0.15	226.64	13,173,173	235,576	292	0.19%	\$ 0.10	1,410	4,081
VLC	Vanguard MSCI Australian Large Companies Index	0.20	7.60	21,930	472	8	0.26%	\$ 0.12	3,890	3,139
VSO	Vanguard MSCI Australian Small Companies Index	0.30	6.60	214,428	4,626	9	0.56%	\$ 0.26	4,076	2,789
<b>Australian Sector ETFs</b>										
FIX	Aii S&P 200 Financials X a-reit	0.43	3.67	23,415	4,626	3	0.59%	\$ 0.03	2,040	1,795
ENY	Aii S&P200 Energy	0.43	3.40	117,631	8,366	10	0.44%	\$ 0.06	1,894	2,019
FIN	Aii S&P 200 Financials	0.43	1.76	42,100	10,000	1	0.64%	\$ 0.03	1,713	1,472
MAM	Aii S&P 300 Metals and Mining	0.43	2.31	38,351	10,062	5	0.85%	\$ 0.03	1,780	1,296
IDD	Aii S&P 200 Industrials	0.43	1.71	7,598	2,026	2	3.31%	\$ 0.13	1,221	820
RSR	Aii S&P 200 Resources	0.43	6.97	55,032	11,984	7	0.62%	\$ 0.03	1,884	1,862
DGA	DIGGA Australian Mining Fund	1.00	1.42	47,080	14,750	22	0.63%	\$ 0.02	106	149
OZF	SPDR S&P/ASX 200 Financials ex A-REITs Fund	0.40	14.25	925,887	66,413	39	0.28%	\$ 0.04	2,597	1,987
OZR	SPDR S&P/ASX 200 Resource Fund	0.40	11.32	782,391	69,306	52	0.39%	\$ 0.04	1,657	1,369
VAP	Vanguard Australian Property Securities Index ETF	0.25	22.80	1,643,854	34,281	89	0.74%	\$ 0.35	3,102	3,134
SLF	SPDR S&P/ASX 200 Listed Property Fund	0.40	299.41	10,005,552	1,299,448	2,206	0.67%	\$ 0.05	2,077	910
QFN	Beta Shares S&P/ASX 200 Financials Sector ETF	0.39	31.83	2,512,563	328,504	28	0.45%	\$ 0.03	3,308	2,919
QRE	Beta Shares S&P/ASX 200 Resources Sector ETF	0.39	26.84	791,622	124,612	15	0.49%	\$ 0.03	2,487	1,904
<b>Cash &amp; Currency ETFs</b>										
POU	BetaShares British Pound ETF	0.45	3.51	154,005	10,035	4	0.52%	\$ 0.08	4,131	4,178
EEU	BetaShares Euro ETF	0.45	0.95	137,409	10,780	4	1.38%	\$ 0.17	2,613	3,280
USD	BetaShares U.S Dollar ETF	0.45	66.40	9,281,806	965,947	246	0.36%	\$ 0.03	4,023	5,690
AAA	Betashares Australian High Interest Cash ETF	0.18	1.00	3,097,778	61,771	27	0.05%	\$ 0.02	8,575	8,843
<b>International ETFs</b>										
IAA	iShares S&P Asia 50 Index Fund	0.52	51.46	3,196,468	74,227	173	0.85%	\$ 0.37	888	970
IBK	iShares MSCI BRIC Index Fund	0.67	25.76	1,477,882	37,768	75	0.53%	\$ 0.21	765	731
ITW	iShares MSCI Taiwan	0.59	19.85	2,854,816	228,806	57	0.77%	\$ 0.10	1,271	2,189
IKO	iShares MSCI South Korea	0.59	6.57	5,977,980	103,727	24	0.63%	\$ 0.37	5,447	7,444
IHK	iShares MSCI Hong Kong	0.52	4.79	294,139	17,411	15	0.66%	\$ 0.11	1,014	1,319
ISG	iShares MSCI Singapore	0.52	3.06	378,190	30,366	30	0.82%	\$ 0.10	1,923	2,162
IRU	iShares Russell 2000	0.28	6.47	228,974	2,913	20	0.42%	\$ 0.33	2,228	2,250
IZZ	iShares FTSE China 25	0.72	35.49	6,746,028	187,656	146	0.77%	\$ 0.28	848	1,361
IJP	iShares MSCI Japan	0.51	23.58	3,863,386	410,457	47	0.42%	\$ 0.04	1,181	2,001
IEM	iShares MSCI Emerging Markets	0.67	159.27	6,622,021	161,861	1,274	0.26%	\$ 0.11	910	1,050
IOO	iShares S&P Global 100	0.40	198.67	9,393,831	156,909	899	0.50%	\$ 0.30	1,348	1,893
IVV	iShares S&P 500	0.09	302.39	17,972,910	133,337	902	0.19%	\$ 0.25	2,237	7,831
IJH	iShares Midcap 400	0.22	6.84	175,801	1,860	17	0.37%	\$ 0.35	1,776	2,327
IJR	iShares S&P Smallcap 600	0.20	9.75	369,298	5,119	33	0.39%	\$ 0.29	1,089	1,440
IVE	iShares MSCI EAFE	0.35	42.93	1,628,835	31,481	94	0.71%	\$ 0.37	875	1,347
IEU	iShares S&P Europe 350	0.60	22.58	2,323,596	66,798	74	0.47%	\$ 0.17	709	1,164
VEU	Vanguard All-World ex US Shares Index	0.25	41.48	1,772,781	42,368	95	0.49%	\$ 0.20	682	1,050
VTI	Vanguard US Total Market Shares Index	0.07	63.11	4,769,716	69,478	140	0.26%	\$ 0.18	4,468	10,123
<b>International Sector ETFs</b>										
IXI	iShares S&P Global Consumer Staples	0.48	15.12	1,262,158	18,431	65	0.98%	\$ 0.67	814	1,264
IXJ	iShares S&P Global Healthcare	0.48	6.98	392,980	6,783	30	2.11%	\$ 1.24	942	1,097
IXP	iShares S&P Global Telecommunications	0.48	1.62	141,358	2,583	9	0.66%	\$ 0.36	822	1,316
<b>Strategy Based ETFs</b>										
IHD	iShares S&P/ASX High Dividend Yield	0.30	42.06	4,952,828	345,435	277	0.25%	\$ 0.04	1,921	2,441
RDV	Russell High Dividend Australian Shares ETF	0.46	121.24	18,677,240	811,394	132	0.27%	\$ 0.06	3,679	1,386
RVL	Russell Australian Value ETF	0.34	38.78	10,698,134	435,498	9	0.35%	\$ 0.09	4,658	3,129
SVI	SPDR MSCI Australia Select High Dividend Yield Fund	0.35	38.22	2,970,635	127,123	82	0.31%	\$ 0.07	3,341	2,631
VHY	Vanguard Australian Shares High Yield ETF	0.25	25.12	2,468,051	49,841	81	0.30%	\$ 0.15	1,068	3,333
<b>Fixed Income ETFs</b>										
RCB	Russell Australian Select Corporate Bond ETF	0.28	6.20	467,468	23,091	22	0.40%	\$ 0.08	926	1,816
RGB	Russell Australian Government Bond ETF	0.24	2.15	2,068,145	102,020	61	0.52%	\$ 0.11	1,567	2,036
RSM	Russell Australian Semi-Government Bond ETF	0.26	2.14	10,327,158	512,189	35	0.45%	\$ 0.09	863	2,124
IAF	iShares UBS Composite Bond Index Fund	0.24	54.03	1,428,515	14,098	65	0.31%	\$ 0.31	135	1,034
ILB	iShares UBS Government Inflation Index Fund	0.26	8.03	150,764	1,502	6	0.49%	\$ 0.49	78	874
IGB	iShares UBS Treasury Index Fund	0.26	11.24	440,104	4,329	18	0.21%	\$ 0.21	194	670
VGB	Vanguard Australian Government Bond Index ETF	0.20	5.01	10,972	219	1	n/a	n/a	n/a	n/a

\* Average % Spread = (offer/bid/midpoint as measured from 10.30am - 3.45pm)

\*\* Average Dollar value of bids/offers at the 5 best price levels.

All values are as at April 2012. MERs sourced from issuer publications.

Spreads in international ETFs and some ETCs can vary throughout the day due to opening hours of the underlying markets. Please contact the product issuers for further information.

## ASX ETF PROFILES

ETF Code	Fund Name	MER (% p.a)	FUM (\$m)	Traded Value (\$)	Traded Volume	Number of Trades	% Spread*	\$ Spread	Bid Depth (A\$ '000s)**	Ask Depth (A\$ '000s)**
<b>Commodity ETFs and ETCs</b>										
ETPMMPM	ETFS Precious Metals Basket	0.43	5.69	77,689	613	8	3.65%	\$ 4.65	1,650	1,988
ETPMPT	ETFS Physical Platinum	0.49	9.47	153,972	1,022	15	0.69%	\$ 1.05	1,829	2,069
ETPMAG	ETFS Physical Silver	0.49	67.78	3,450,115	114,642	391	0.40%	\$ 0.12	1,237	505
ETPMPD	ETFS Physical Palladium	0.49	1.84	62,725	1,011	7	0.88%	\$ 0.55	820	951
GOLD	ETFS Physical Gold	0.39	594.30	15,262,855	99,094	1,002	0.36%	\$ 0.56	1,334	1,336
PMGOLD	Perth Mint Gold	0.15	51.58	936,070	58,583	85	0.64%	\$ 0.10	431	661
OOO	Betashares Crude Oil Index ETF-Currency Hedged (Synthetic)	0.69	2.12	690,835	12,239	18	0.29%	\$ 0.16	1,502	1,483
OAU	BetaShares Gold Bullion ETF (AUS Hedged)	0.39	34.16	3,683,064	220,953	75	0.17%	\$ 0.03	2,350	3,622
OAG	BetaShares Agriculture ETF-Currency Hedged (Synthetic)	0.69	2.13	854,230	70,455	15	0.70%	\$ 0.09	601	786
OCB	BetaShares Commodities Basket ETF-Currency Hedged (Synth)	0.69	1.05	-	-	-	0.50%	\$ 0.09	749	891

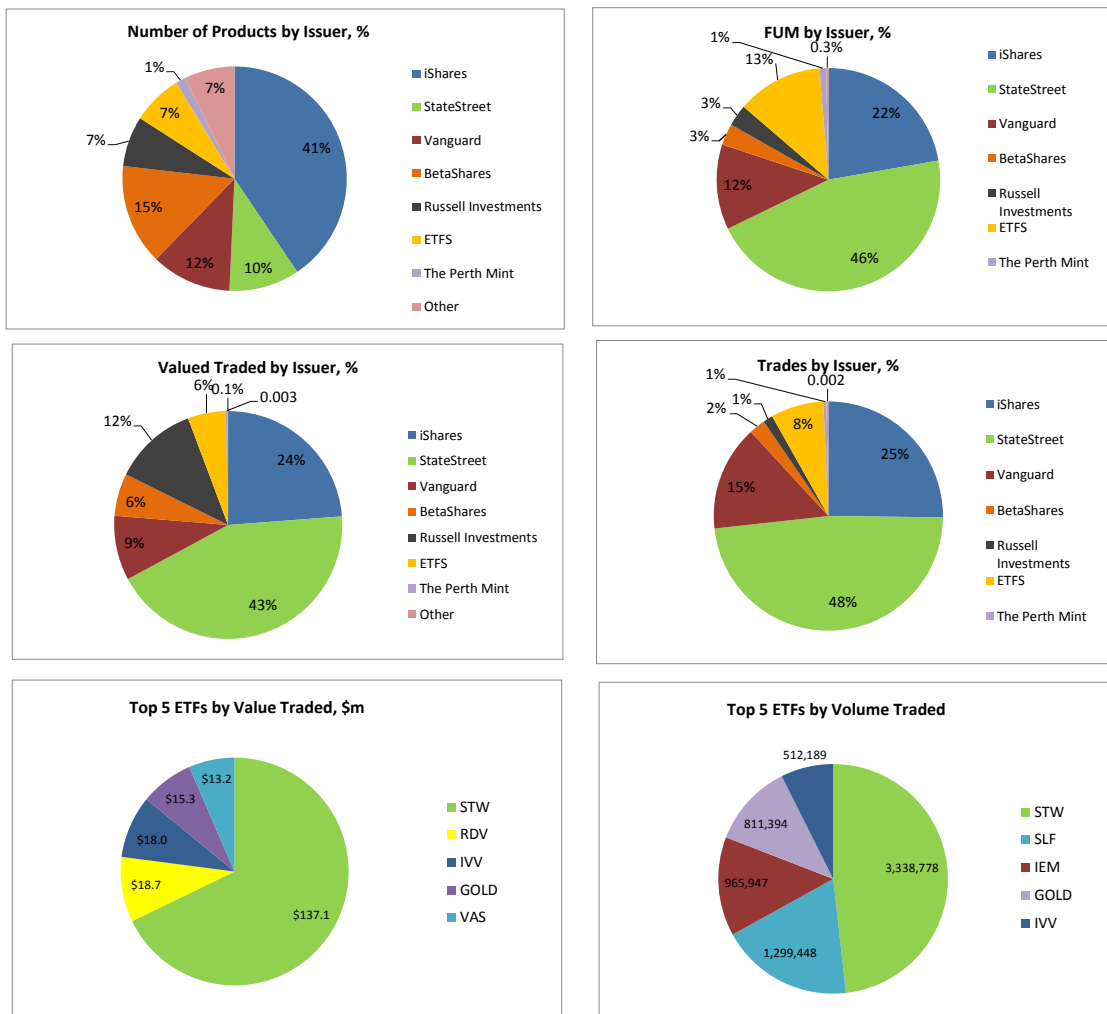
\* Average % Spread = (offer/bid / midpoint as measured from 10.30am - 3.45pm)

\*\* Average Dollar value of bids/offers at the 5 best price levels.

All values are as at April 2012. MERs sourced from issuer publications.

Spreads in international ETFs and some ETCs can vary throughout the day due to opening hours of the underlying markets. Please contact the product issuers for further information.

## ISSUER & FUND SUMMARY



### Contacts

#### Australia

Jonathan Morgan  
Business Development Manager  
+61 2 9227 0648  
Jonathan.Morgan@asx.com.au

#### Asia

Andrew Musgrave  
Regional Manager, Asia  
+61 2 9227 0211  
Andrew.Musgrave@asx.com.au

#### Europe

James Keeley  
Regional Manager, Europe  
+44 0 203 009 3375  
James.Keeley@asx.com.au

#### North America

David Ritchie  
Regional Manager, North America  
+ 1 312 788 3633  
David.Ritchie@asx.com.au