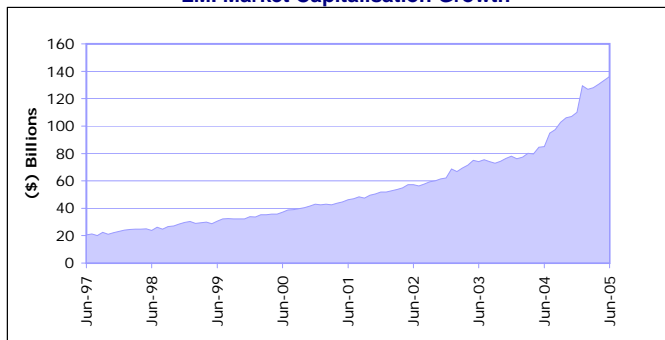




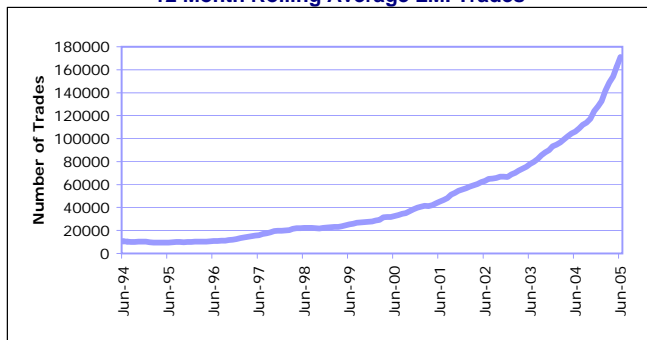
# Listed Managed Investment (LMI) Monthly Update

Month: June-05      Trading days: 21      Period ending: Thursday      30.6.2005

**LMI Market Capitalisation Growth**



**12 Month Rolling Average LMI Trades**



Market Snapshot	No	Market Cap (\$)	Trades per day			
			Trades Total (#)	(#)	Volume (#)	Value (\$)
Listed Property Trusts (LPTs)	54	89,454,258,984	121,122	5768	2,406,761,916	6,930,021,932
Listed Investment Companies (LICs)	59	14,904,966,943	24,588	1171	243,112,617	323,161,950
Infrastructure Funds	15	30,229,708,493	70,958	3379	744,249,882	2,911,269,609
Exchange Traded Funds (ETFs)	9	702,186,631	630	30	3,198,299	78,568,132
Pooled Development Funds (PDFs)	9	465,528,044	2,426	116	16,568,429	12,500,654
Absolute Return Funds	4	432,834,379	1192	57	15,530,314	48,957,651
<b>TOTAL</b>	<b>150</b>	<b>136,189,483,474</b>	<b>220,916</b>	<b>10,520</b>	<b>3,429,421,457</b>	<b>10,304,479,928</b>

## Upcoming Listings

Entity	ASX Code	Size (\$m)	Type	Listing Date	Issue Price	More Information
GoldLink GrowthPlus	GLC	30	ARF	27/07/2005	\$1.00	<a href="http://www.goldlinkgrowthplus.com.au">www.goldlinkgrowthplus.com.au</a>
APN European Retail	AEZCA	180	LPT	3/08/2005	\$1 (\$0.70pp)	<a href="http://www.apnfm.com.au">www.apnfm.com.au</a>
EIM Resources	EIM	20	LIC	31/08/2005	\$1.00	<a href="http://www.eimresources.com">www.eimresources.com</a>
Cadence Capital	CDT	15	LIC	8/09/2005	\$1.00	<a href="http://www.cadencecapital.com.au">www.cadencecapital.com.au</a>
Mariner American Property	MRACA	55	LPT	23/09/2005	\$1.00	<a href="http://www.marinerfunds.com.au">www.marinerfunds.com.au</a>

For more upcoming listings information visit [www.asx.com.au/LMI](http://www.asx.com.au/LMI)

## Recent Listings

Entity	ASX Code	Size (\$m)	Type	Listing Date	Issue Price	Last Option Price	Last Share Price	Gain/Loss*
S8 Property Trust	SPR	60	LPT	12/07/2005	\$1.00	-	n/a	n/a
Charter Hall Group	CHCCA	202	LPT	10/06/2005	\$1 (\$0.75pp)	-	\$0.745	-0.67%
Trojan Equity	TJN	16	ARF	3/06/2005	\$1.00	\$0.06	\$0.91	-3.10%
JF US Industrial Trust	JUICA	241	LPT	20/05/2005	\$1 (\$0.50pp)	-	\$0.505	1.00%
Api Fund	APR	12	INF	22/04/2005	\$2.00	-	\$2.04	2.00%
Fat Prophets Australia	FATS	32	LIC	21/04/2005	\$1.00	-	\$0.98	-2.00%
Hastings High Yield	HHYCA	150	INF	11/04/2005	\$3 (\$2.00pp)	-	\$1.99	-0.50%
Everest B&B	EBB	270	ARF	8/04/2005	\$5.00	-	\$4.20	-16.00%
Macquarie Capital	MCQCA	451	LIC	8/04/2005	\$4 (\$2.00pp)	-	\$2.11	5.50%
Babcock & Brown Japan	BJT	324	LPT	4/04/2005	\$1.00	-	\$1.21	21.00%
Emerging Leaders	ELIS	34	LIC	23/03/2005	\$2.00	-	\$1.795	-10.25%
Macquarie Private Capital	MPG	100	LIC	22/03/2005	\$1.00	-	\$0.95	-5.00%
Babcock & Brown Capital	BCMCA	430	LIC	14/02/2005	\$5 (\$2.50pp)	-	\$2.34	-6.40%

For more info on individual LMI performance visit [www.asx.com.au/LMI](http://www.asx.com.au/LMI)

\*inc value of options

## Share Ownership Survey 2004

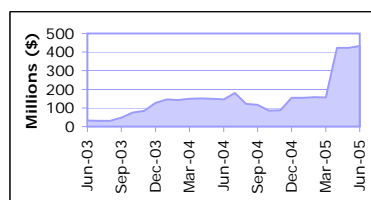
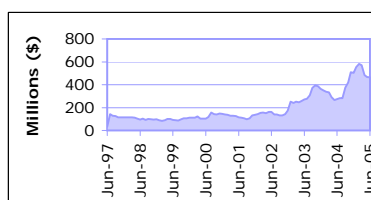
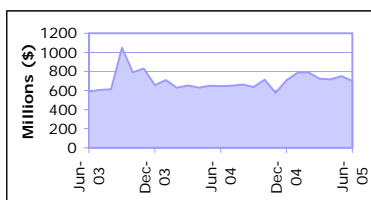
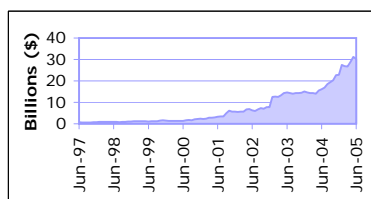
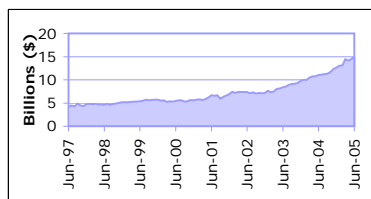
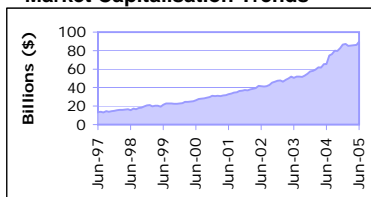
The Share Ownership Survey was released in early April. The key findings include:

- 55% of Australians or 8 million people own shares
- Average number of shares in an investors portfolio is 6
- Investment decisions are mainly influenced by newspapers, financial planners and family/friends

For a full copy of the research report go to [www.asx.com.au](http://www.asx.com.au)

# Listed Managed Investment (LMI) Monthly Update

## Market Capitalisation Trends



## Annualised Liquidity

Listed Property Trusts	78.30%
Listed Investment Companies	16.91%
Infrastructure Funds	72.25%
Exchange Traded Funds	197.16%
Pooled Development Funds	41.94%
Absolute Return Funds	24.81%

**Listed Managed Investments** 70.56%

## Performance and Trading Activity Breakdown by LMI Category

Listed Property Trusts	Jun-03	Jun-04	% change	Last 12 months	
				Jun-05	% change
Market Cap (\$b)	50.6	65.5	29.5%	89.5	36.7%
Number listed (actual)	47	51	8.5%	54	5.9%
12 month avg trades	44,376	58,777	32.5%	93,367	58.8%
12 month avg value (\$b)	2.8	3.8	33.8%	5.8	53.7%

[more info www.asx.com.au/PropertyTrusts](http://www.asx.com.au/PropertyTrusts)

Listed Investment Companies	Jun-03	Jun-04	% change	Last 12 months	
				Jun-05	% change
Market Cap (\$b)	8.4	11.0	31.5%	14.9	35.1%
Number listed (actual)	34	48	41.2%	59	22.9%
12 month avg trades	7,853	13,537	72.4%	19,686	45.4%
12 month avg value (\$b)	0.1	0.1	59.5%	0.2	78.0%

[more info www.asx.com.au/InvestmentCompanies](http://www.asx.com.au/InvestmentCompanies)

Infrastructure Funds	Jun-03	Jun-04	% change	Last 12 months	
				Jun-05	% change
Market Cap (\$b)	14.6	16.1	10.0%	30.2	88.0%
Number listed (actual)	10	10	0.0%	15	50.0%
12 month avg trades	24,235	31,048	28.1%	54,470	75.4%
12 month avg value (\$b)	0.7	1.0	53.4%	1.8	82.5%

[more info www.asx.com.au/Infrastructure](http://www.asx.com.au/Infrastructure)

Exchange Traded Funds	Jun-03	Jun-04	% change	Last 12 months	
				Jun-05	% change
Market Cap (\$m)	591.3	645.3	9.1%	702.2	8.8%
Number listed (actual)	12	9	-25.0%	9	0.0%
12 month avg trades	227	363	59.9%	547	50.7%
12 month avg value (\$m)	153.7	186.9	21.5%	115.4	-38.3%

[more info www.asx.com.au/ETFs](http://www.asx.com.au/ETFs)

Pooled Development Funds	Jun-03	Jun-04	% change	Last 12 months	
				Jun-05	% change
Market Cap (\$m)	270.4	274.1	1.3%	465.5	69.9%
Number listed (actual)	10	9	-10.0%	9	0.0%
12 month avg trades	1,180	2,414	104.6%	2,590	7.3%
12 month avg value (\$m)	9.9	15.5	57.1%	16.3	4.8%

[more info www.asx.com.au/PDFs](http://www.asx.com.au/PDFs)

Absolute Return Funds	Jun-03	Jun-04	% change	Last 12 months	
				Jun-05	% change
Market Cap (\$m)	32.0	145.8	356.1%	432.8	196.8%
Number listed (actual)	3	4	33.3%	4	0.0%
12 month avg trades	0	135	n/a	478	254.1%
12 month avg value (\$m)	0	1.3	n/a	9.0	572.9%

[more info www.asx.com.au/AbsoluteReturn](http://www.asx.com.au/AbsoluteReturn)

TOTAL Listed Managed Investments	Jun-03	Jun-04	% change	Last 12 months	
				Jun-05	% change
Market Cap (\$b)	74.5	93.6	25.7%	136.2	45.5%
Number listed (actual)	116	131	12.9%	150	14.5%
12 month avg trades	77,871	106,274	36.5%	171,138	61.0%
12 month avg value (\$b)	3.7	5.1	37.3%	8.0	56.5%

[more info www.asx.com.au/LMI](http://www.asx.com.au/LMI)

For more info on individual LMI performance visit [www.asx.com.au/LMI](http://www.asx.com.au/LMI)