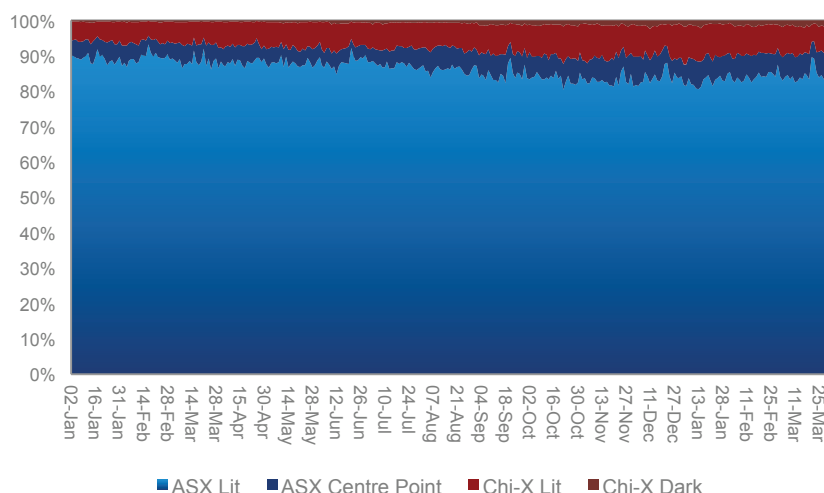


## ON-MARKET Traded Value

The value of trades executed on the order books of ASX and Chi-X (Lit or Dark)

|                | Market TOTAL \$million | ASX \$million    |                  |               | Chi-X \$million |               |              |
|----------------|------------------------|------------------|------------------|---------------|-----------------|---------------|--------------|
|                |                        | TOTAL            | TradeMatch       | Centre Point  | TOTAL           | Lit           | Dark         |
| 24/03/14       | 3,386.7                | 3,079.4<br>90.9% | 2,884.2<br>85.2% | 195.2<br>5.8% | 307.3<br>9.1%   | 269.3<br>8.0% | 38.0<br>1.1% |
| 25/03/14       | 3,876.3                | 3,530.2<br>91.1% | 3,251.6<br>83.9% | 278.5<br>7.2% | 346.1<br>8.9%   | 275.2<br>7.1% | 71.0<br>1.8% |
| 26/03/14       | 4,456.8                | 4,078.0<br>91.5% | 3,766.4<br>84.5% | 311.7<br>7.0% | 378.8<br>8.5%   | 315.5<br>7.1% | 63.2<br>1.4% |
| 27/03/14       | 3,841.1                | 3,490.8<br>90.9% | 3,203.5<br>83.4% | 287.2<br>7.5% | 350.3<br>9.1%   | 284.8<br>7.4% | 65.5<br>1.7% |
| 28/03/14       | 3,594.2                | 3,264.8<br>90.8% | 2,996.7<br>83.4% | 268.1<br>7.5% | 329.4<br>9.2%   | 277.5<br>7.7% | 51.9<br>1.4% |
| <b>Average</b> | <b>3,831.0</b>         | <b>91.1%</b>     | <b>84.1%</b>     | <b>7.0%</b>   | <b>8.9%</b>     | <b>7.4%</b>   | <b>1.5%</b>  |

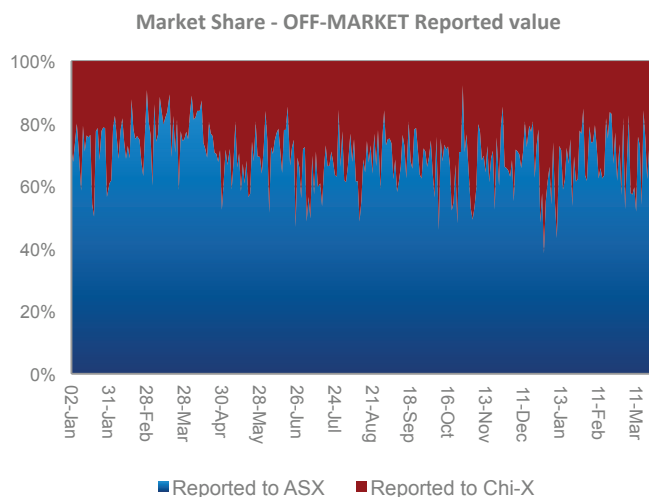
## Market Share - ON-MARKET Traded Value



## OFF-MARKET Value

The value of trades executed outside the order books of ASX or Chi-X that are subsequently reported to either ASX and Chi-X for publication. This includes Price Improvement Trades, Block Special, Portfolio Special and Centre Point Preferencing.\* All OFF-MARKET trades are Dark.

|                | Market TOTAL \$million | ASX \$million  | Chi-X \$million |
|----------------|------------------------|----------------|-----------------|
| 24/03/14       | 697.8                  | 437.0<br>62.6% | 260.8<br>37.4%  |
| 25/03/14       | 1,055.1                | 767.2<br>72.7% | 287.9<br>27.3%  |
| 26/03/14       | 1,183.6                | 778.6<br>65.8% | 405.0<br>34.2%  |
| 27/03/14       | 681.6                  | 431.4<br>63.3% | 250.2<br>36.7%  |
| 28/03/14       | 691.1                  | 397.8<br>57.6% | 293.3<br>42.4%  |
| <b>Average</b> | <b>861.8</b>           | <b>65.3%</b>   | <b>34.7%</b>    |



## LIT and DARK trading

**Dark** represents the execution of orders that were not displayed prior to execution.

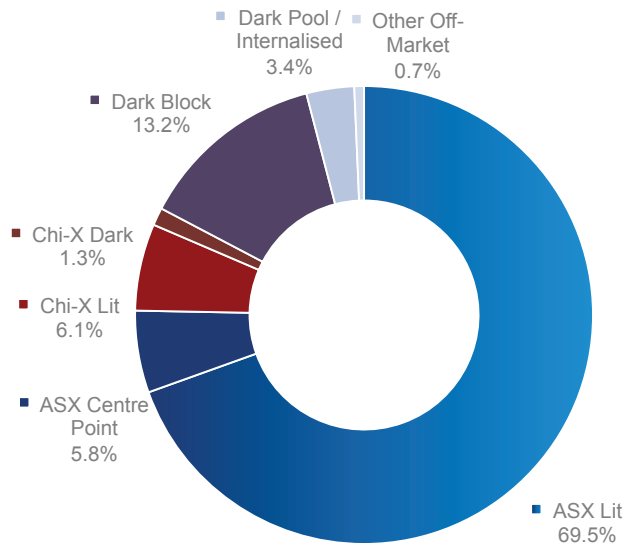
**Lit** represents the execution of orders that were displayed prior to execution.

**Dark Block** means any **Dark, Off-Market** trade that makes use of the block special size threshold or portfolio special threshold.

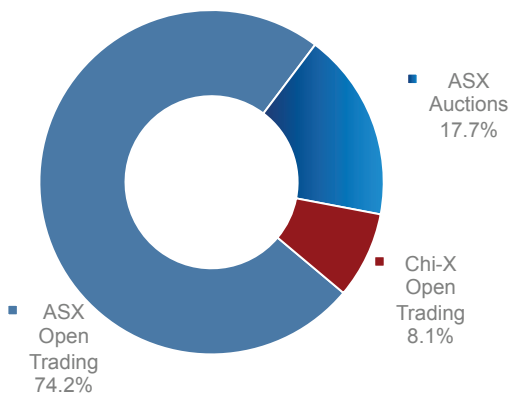
**Dark Pool / Internalised** means Off Market trades with price improvement.

**Other Off-Market** includes Late trades, Overseas trades and Preferred Centre Point trades.

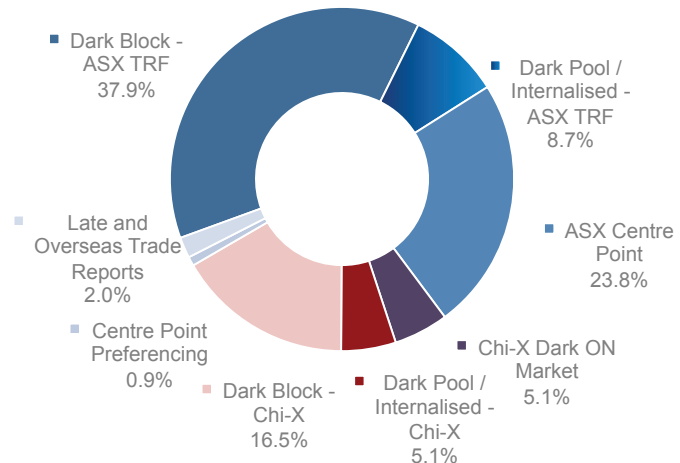
## MARKET breakdown



## LIT breakdown



## DARK breakdown



## TOTAL MARKET

|                   | TOTAL  | ASX   | Chi-X |              | TOTAL  | ON-Market | OFF-Market |
|-------------------|--------|-------|-------|--------------|--------|-----------|------------|
| <b>ON-Market</b>  | 81.6%  | 74.3% | 7.3%  | <b>Lit</b>   | 74.7%  | 74.7%     | ---        |
| <b>OFF-Market</b> | 18.4%  | 12.0% | 6.4%  | <b>Dark</b>  | 25.3%  | 6.9%      | 18.4%      |
| <b>TOTAL</b>      | 100.0% | 86.3% | 13.7% | <b>TOTAL</b> | 100.0% | 81.6%     | 18.4%      |

This report covers all equity, warrant and interest-rate market transactions traded on or reported to ASX and Chi-X. Data is sourced from ASX and IRESS.

**\*Explanation of technical terms.** Block Special – a crossing above the block special threshold which is executed off market and then reported to either ASX TRF or Chi-X TRF. Portfolio Special – a crossing of a portfolio of securities above the relevant threshold which is executed off market and then reported to either ASX TRF or Chi-X TRF. All of the above are included in the off-market reported value. TradeMatch is the ASX central limit orderbook. The TradeMatch totals include trades matched during the opening and closing auctions. Centre Point is the ASX anonymous mid-point matching service.

© Copyright 2014 ASX Limited ABN 98 008 624 691. All rights reserved 2014.

This is not intended to be financial product advice. To the extent permitted by law, ASX Limited ABN 98 008 624 691 and its related bodies corporate excludes all liability for any loss or damage arising in any way including by way of negligence.