

# Warrants Market Wrap

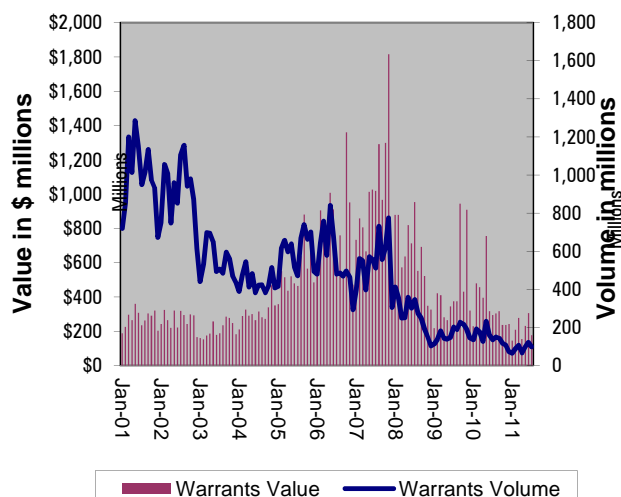


Month of July-11 Trading Days in month 21 Period ending: Friday, 29 July

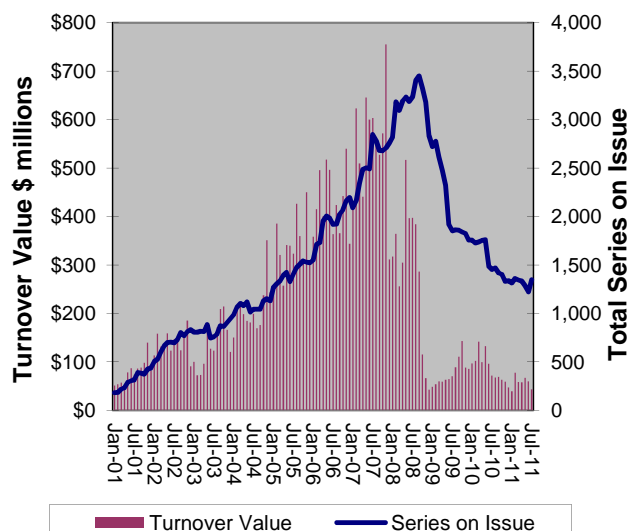
Most Actively Traded Underlying		
ASX Code	Warrant Value	Percent share
XJO	\$20,478,805	11.62%
BHP	\$20,113,902	11.41%
CBA	\$15,351,237	8.71%
RIO	\$10,556,416	5.99%
ZBH	\$10,178,046	5.77%
<b>Market Total</b>	<b>\$111,397,486</b>	
<b>Av. per day</b>	<b>\$5,304,642</b>	

Most Actively Traded Warrants			
ASX Code	Warrant Value	Percent share	Warrant Volume
ZBHWSC	\$9,477,723	5.38%	267,612
XJOKZL	\$4,252,483	2.41%	1,501,030
CBAKZA	\$4,023,871	2.28%	559,392
BHPKZJ	\$3,425,901	1.94%	364,810
MQGKZT	\$3,077,060	1.75%	120,000
<b>TOTAL Top 5</b>	<b>\$24,257,038</b>	<b>13.76%</b>	

Warrant Turnover - Volume and Value



Instalments



## Learn Warrants Fundamentals

To keep up to date of warrants events and to register your interest visit:

For investors: [www.asx.com.au/keepmeposted](http://www.asx.com.au/keepmeposted)

For advisers: [www.asx.com.au/advisers](http://www.asx.com.au/advisers)

## ASX Warrants Portfolio Studies

The ASX warrant portfolio studies provide investors with portfolio examples and results of various warrants strategies. To view the portfolio studies and learn how to implement warrant strategies to your portfolio visit [www.asx.com.au/warrants](http://www.asx.com.au/warrants)

**Disclaimer:** This material is general and summary information only. Any advice or recommendation should be obtained from an Australian financial services licensee or other professional adviser.

# Warrants Market Wrap

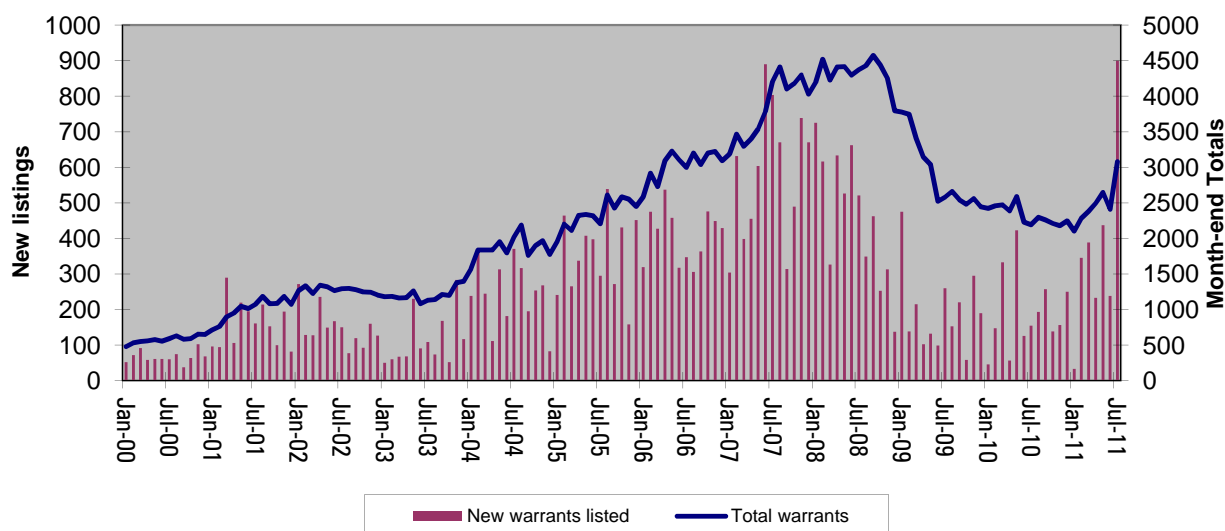


Month of July-11 Trading Days in month 21 Period ending: Friday, 29 July

Warrant Type by Issuer		CHALLENGER	CITIWARRANTS	CREDIT SUISS	GOLD CORP	MACQUARIE	RBS	RBS PLC	SIGNUM BLUE	UBS	WESTPAC	TOTAL	%
<b>Instalments</b>													
	Vanilla		83				23			12		118	4%
	Rolling		140			20	120			19		299	10%
	Self funding		179			240	271			123	118	931	31%
<b>Endowments</b>		8										8	0%
<b>Structured Inv. Products</b>			23	2		5	1		1	2		34	1%
<b>DLC Warrants *</b>			2			3				2		7	0%
<b>Trading</b>													
	Equity		232			68	55	56		1		412	14%
	Index		10			20		6				36	1%
	Currency					4						4	0%
	Commodity						2					2	0%
<b>Knock-out</b>													
	KO Equity		184									184	6%
	KO Index		8									8	0%
<b>MINIs</b>			350			246	385	16				997	33%
<b>TOTAL</b>		<b>8</b>	<b>1,211</b>	<b>2</b>		<b>606</b>	<b>857</b>	<b>78</b>	<b>1</b>	<b>159</b>	<b>118</b>	<b>3,040</b>	

\* Dual Listed Company Warrant

Warrants - New Listings & Month-end Totals



**Disclaimer:** This material is general and summary information only. Any advice or recommendation should be obtained from an Australian financial services licensee or other professional adviser.