

# Warrants Market Wrap



Month of June-11 Trading Days in month 21 Period ending: Thursday, 30 June

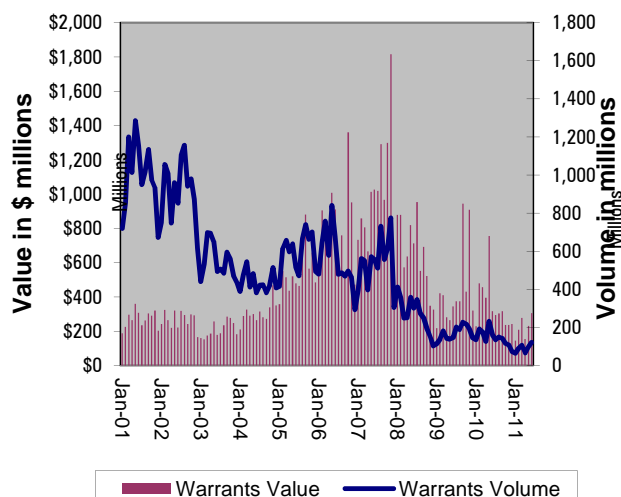
## Most Actively Traded Underlying

ASX Code	Warrant Value	Percent share
ZBH	\$56,197,035	18.40%
ZRI	\$35,492,857	11.62%
BHP	\$34,885,623	11.42%
XJO	\$24,209,838	7.93%
RIO	\$19,269,861	6.31%
<b>Market Total</b>	<b>\$228,363,587</b>	
<b>Av. per day</b>	<b>\$10,874,457</b>	

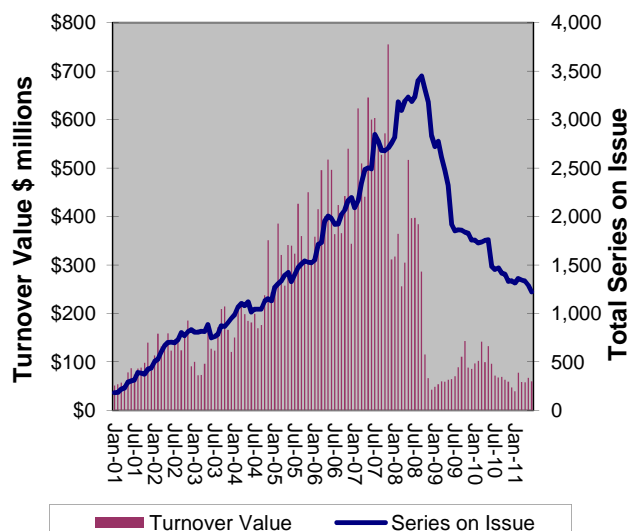
## Most Actively Traded Warrants

ASX Code	Warrant Value	Percent share	Warrant Volume
ZBHWSC	\$47,922,188	15.69%	1,353,696
ZRIWMA	\$19,919,720	6.52%	320,510
ZRIWSC	\$15,559,700	5.10%	243,860
XJOKZZ	\$8,735,333	2.86%	1,019,506
RIOKZR	\$7,032,688	2.30%	254,870
<b>TOTAL Top 5</b>	<b>\$99,169,629</b>	<b>32.47%</b>	

## Warrant Turnover - Volume and Value



## Instalments



## Learn Warrants Fundamentals

To keep up to date of warrants events and to register your interest visit:

For investors: [www.asx.com.au/keepmeposted](http://www.asx.com.au/keepmeposted)

For advisers: [www.asx.com.au/advisers](http://www.asx.com.au/advisers)

## ASX Warrants Portfolio Studies

The ASX warrant portfolio studies provide investors with portfolio examples and results of various warrants strategies. To view the portfolio studies and learn how to implement warrant strategies to your portfolio visit [www.asx.com.au/warrants](http://www.asx.com.au/warrants)

**Disclaimer:** This material is general and summary information only. Any advice or recommendation should be obtained from an Australian financial services licensee or other professional adviser.

# Warrants Market Wrap

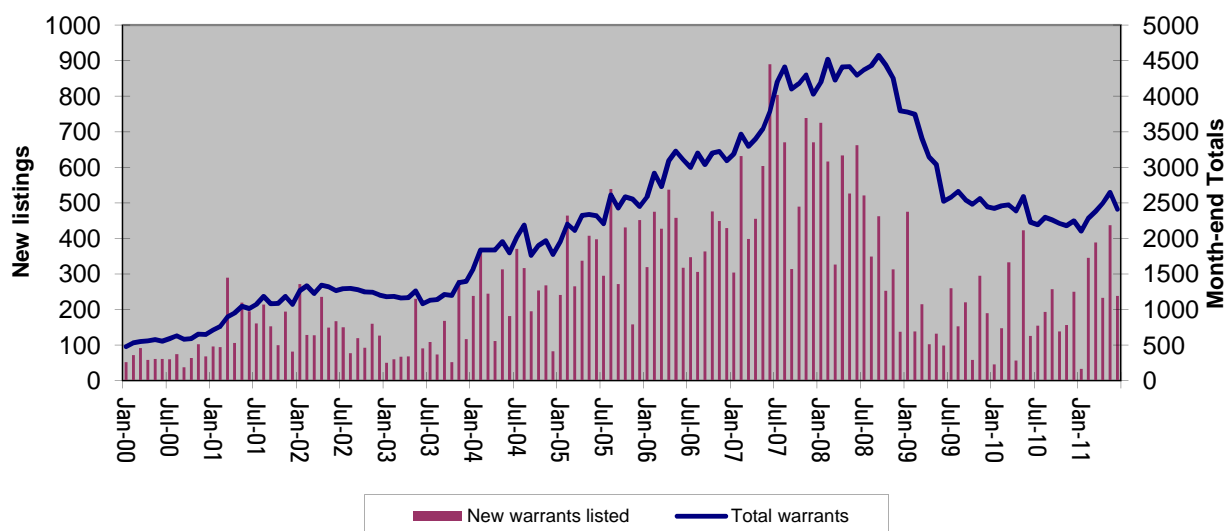


Month of June-11 Trading Days in month 21 Period ending: Thursday, 30 June

Warrant Type by Issuer		CHALLENGER	CITIWARRANTS	CBA	CREDIT SUISSE	GOLD CORP	MACQUARIE	RBS	SIGNUM BLUE	UBS	WESTPAC	TOTAL	%
<b>Instalments</b>													
	Vanilla		26					20		12		58	2%
	Rolling		140				20	121		19		300	13%
	Self funding		123				240	269		123	112	867	37%
<b>Endowments</b>		8										8	0%
<b>Structured Inv. Products</b>			23		2		5	1	1	2		34	1%
<b>DLC Warrants *</b>			2				3			2		7	0%
<b>Trading</b>													
	Equity		236				88	113		1		438	18%
	Index		10				21	6				37	2%
	Currency						4					4	0%
	Commodity							2				2	0%
<b>Knock-out</b>													
	KO Equity		104									104	4%
	KO Index		9									9	0%
<b>MINIs</b>			162					339				501	21%
<b>TOTAL</b>		<b>8</b>	<b>835</b>		<b>2</b>		<b>381</b>	<b>871</b>	<b>1</b>	<b>159</b>	<b>112</b>	<b>2,369</b>	

\* Dual Listed Company Warrant

Warrants - New Listings & Month-end Totals



**Disclaimer:** This material is general and summary information only. Any advice or recommendation should be obtained from an Australian financial services licensee or other professional adviser.