

Grains Focus

Monthly update on the Australian grains market



September, 2019

ASX EC PRICE (Sept19 EXPIRY) AND AGGREGATE TRADED VOLUME (Monthly)



Source: Bloomberg

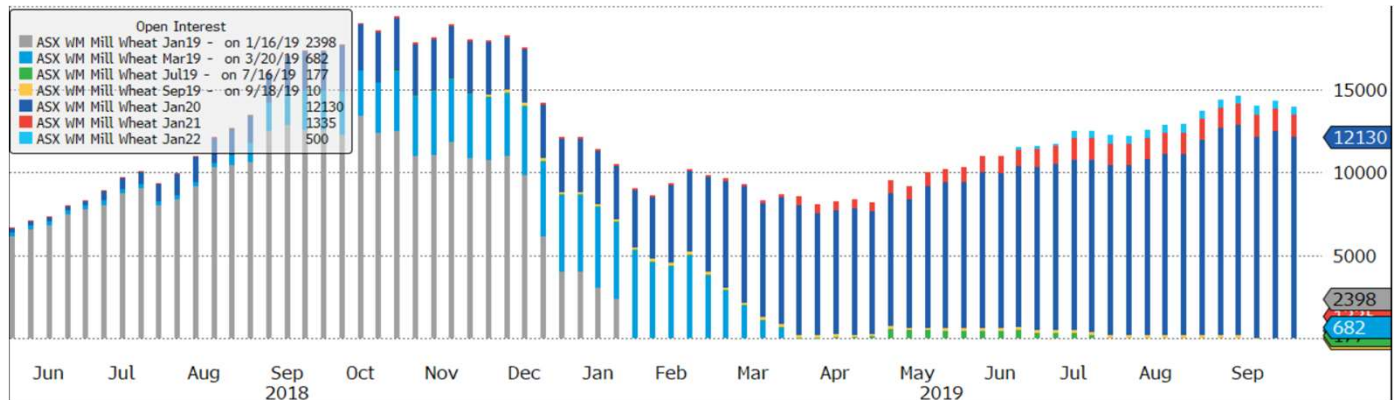
Start Date 20190901
End Date 20190930

SHORT_NAME	QUOTE_UNITS	FUT_MONTH_YR	1M_OPEN	1M_HIGH	1M_LOW	1M_CLOSE	Chg	%Chng	OPEN_INT
ASX WM Mill Wheat Sep19	AUD/MT	SEP 19	342.50	362	342.5	358	15.50	4.526	0
ASX WM Mill Wheat Jan20	AUD/MT	JAN 20	345.00	370	345	363.8	18.80	5.449	12130
ASX WM Mill Wheat Jan21	AUD/MT	JAN 21	338.30	344.5	327	335.5	-2.80	-0.828	1335
ASX WM Mill Wheat U9-F0	AUD/MT	SEP19/JAN20							
FEED BARLEY FUT Sep19	AUD/MT	SEP 19	330.00	330	330	330	0.00	0.000	0
FEED BARLEY FUT Nov19	AUD/MT	NOV 19	330.00	330	330	330	0.00	0.000	0
FEED BARLEY FUT Jan20	AUD/MT	JAN 20	293.00	319	292.5	305.5	12.50	4.266	2082
WHEAT FUTURE(CBT) Dec19	USD/bu.	DEC 19	463.00	501	450.5	495.75	32.75	7.073	204803
KC HRW WHEAT FUT Dec19	USD/bu.	DEC 19	398.25	420	381	415	16.75	4.206	184420
RED WHEAT FUT MGE Dec19	USD/bu.	DEC 19	496.00	559	486.5	544.5	48.50	9.778	36425
MILL WHEAT EURO Dec19	EUR/MT	DEC 19	167.75	174.5	165.75	174	6.25	3.726	163080
CORN FUTURE Dec19	USD/bu.	DEC 19	369.50	388.25	352.25	388	18.50	5.007	835849
SOYBEAN FUTURE Nov19	USD/bu.	NOV 19	866.25	906.75	851	906	39.75	4.589	360335
AUD-USD X-RATE		Spot	0.6728	0.6879	0.6716	0.6716	0.00	-0.178	

Source: Bloomberg

OPEN INTEREST SUMMARY

ASX EAST COAST WHEAT OPEN INTEREST (Weekly)



Source: Bloomberg

SHORT_NAME	OI beginning	OI ending	Monthly Chg	% Chg
#N/A Invalid Security				
#N/A Invalid Security	0	0	0	0.00
ASX WM Mill Wheat May19	#N/A N/A	#N/A N/A	#VALUE!	#VALUE!
ASX WM Mill Wheat Jul19	#N/A N/A	#N/A N/A	#VALUE!	#VALUE!
ASX WM Mill Wheat Sep19	0	0	0	#DIV/0!
ASX WM Mill Wheat Jan20	11743	12130	387	3.30
ASX WM Mill Wheat Jan21	1275	1335	60	4.71

Source:Bloomberg

ASX EC AGGREGATE OPEN INTEREST (Monthly)



Source:Bloomberg

ASX BARLEY

SHORT_NAME	OPEN_INT
	0
	0
FEED BARLEY FUT Sep19	#N/A Field Not Applicable
FEED BARLEY FUT Jan20	2082
FEED BARLEY FUT Jan21	0

Source:Bloomberg

ASX BARLEY AGGREGATE OPEN INTEREST (Monthly)



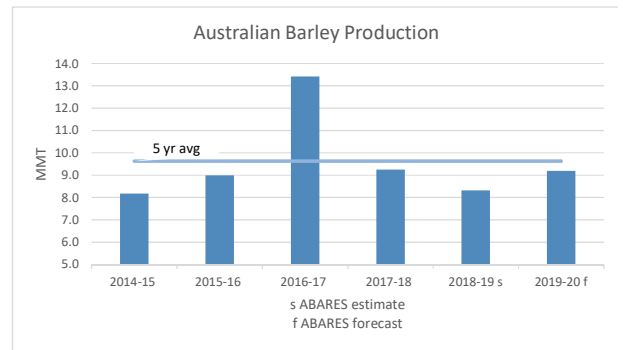
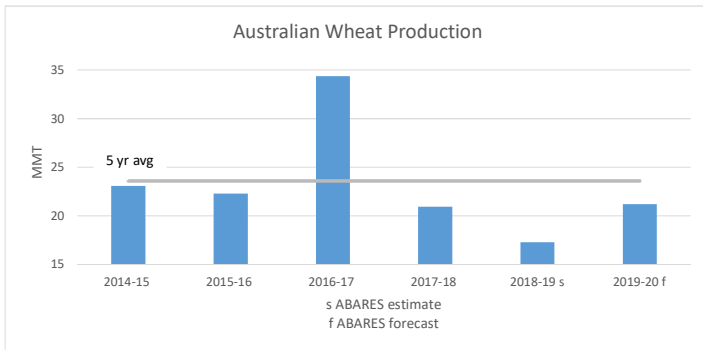
ASX GRAIN SPREAD

Historically global grain markets are closely correlated, recently ASX Wheat prices have risen whilst other markets remained level.

ASX JAN WHEAT minus CBOT DEC WHEAT (AUD/MT)





Source:Bloomberg



Source: ABARES 2015 , Australian crop report, Australian Bureau of Agricultural and Resource Economics and Services, Canberra, December, CC by 3.0 licensed under a Creative Commons Attribution 3.0 Australia License available from <http://creativecommons.org/licenses/by/3.0/au/legalcode>

Further Information

Email grainfutures@asx.com.au
 Visit asx.com.au/grainfutures
 Live Market Prices asxgrains.com.au

 Follow us @ASX
 Follow us on LinkedIn

This document provides general information only and may be subject to change at any time without notice. ASX Pty Limited ABN 42 004 523 782. All rights reserved 2019. Operations Pty Limited (ABN 42 004 523 782) and its related bodies corporate ('ASX') make no representation or warranty with respect to the accuracy, reliability or completeness of this information. To the extent permitted by law, ASX and its employees, officers and contractors shall not be liable for any loss or damage arising in any way, including by way of negligence, from or in connection with any information provided or omitted, or from anyone acting or refraining to act in reliance on this information. The trademarks listed below are trademarks of ASX. Where a mark is indicated as a registered mark it is registered in Australia and may also be registered in other countries. Nothing contained in this document should be construed as being any license or right of use of any trade mark contained within the document. ASX Trade24®. © Copyright 2019